

Smart Rack



Smart Server &
Network RACK



Smart RACK series

POS's Smart RACK is an innovative technology product which has modernized the IT environment. With features such as the Lighting Alarm on the front of the RACK and remote monitoring support, the product enables visual and intuitive management, allowing for proactive system protection and providing convenience for operators.





P707IT-Smart Server RACK

P707IT-Smart Server RACK is an innovative product that features its contemporary design for modern IT environments with its seismic proof functions.

Also, the lighting alarm and monitoring system duly provides preemptive protection and convenience for operators.

Features / Lighting Alarm & Monitoring Unit



LMU

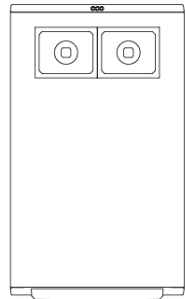
LMU displays a rack's internal temperature, current, voltage and power via a front screen attached to the upper body of a rack. Also, the system enables preemptive protection of the system by predicting system failures via its remote monitoring function.

In addition, it provides operational convenience by enabling operators to identify caution and warning signs from a distance in case system conditions are abnormal.

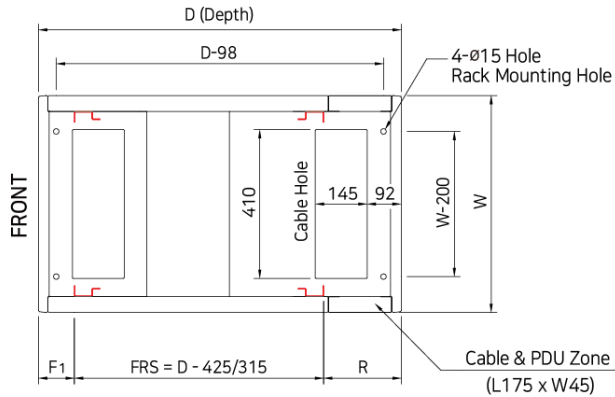
(LMU is compatible with SMART PDU-M71 and is an optional feature.)

Functional Features

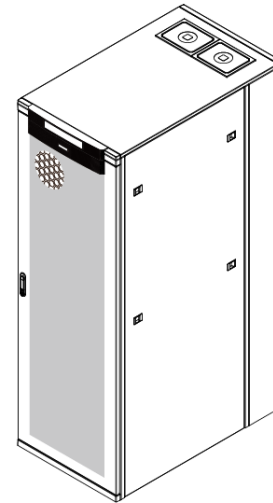
1. Its design complies with the International Standards (i.e. IEA, EIA and DIN) and thus ensures compatibility with all equipment and devices.
2. It is a reinforced product that completely protects the system from earthquake with its seismic-proof design, complying with general seismic-proof specifications.
3. Mount Frame is a cage nut type, and U-unit number is marked on the product for convenient use.
4. Front and rear doors are designed with honeycomb air vents, which provides a perforation ratio of 80%, for optimal airflow. (Seismic Resistance Spec.: multi-point door key/ General Spec.: swing handle door key)
5. Side panel is designed for easy attachment and detachment.
(Seismic Resistance Spec.: Bolt type/ General Spec.: Latch type / Air Vent feature is optional)
6. Top and bottom panels are designed for easy cable access to inside panels.



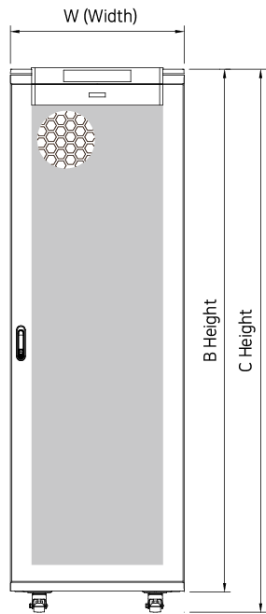
Top View



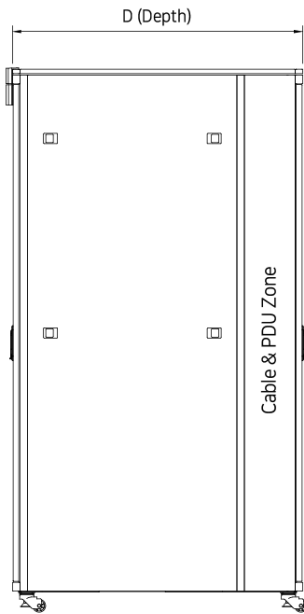
Section View




Front 1 Door



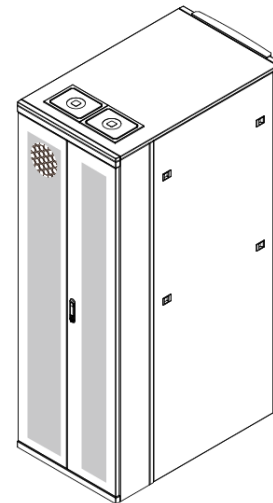
Front View



Side View



Rear View



Rear 2 Door

■ SPECIFICATIONS ■

Height	Unit	Width	Depth
B2440	52U	W800	D1200
B2200	46U		
B2000	42U		
B1800	37U	W700	D1000
C2510	52U		
C2200	45U	W600	D800
C2070	42U		
C2000	40U		
C1800	36U		

- B : Type w/o Caster : Internal Spec. H-123mm
- C : Type w/o Caster : Internal Spec. H-193mm

■ Distance b/w MOUNT FRAME (FRS) ■

D1200-S	D1000-S	D1200-A	D1000-A
R9 - 800	R6 -685	R9 - 800	R5 -700
R10-775	R7 - 650	R10-775	R6, R7-X
R11-750	R8 - 625	R11-750	R8 - 625
R12-725	R9 - 600	R12-725	R9 - 600

- F1 : 100mm, F2 : 125mm, F3 : 150mm
- S : Steel Frame, A : AL Frame



MODEL

P707IT-Server RACK





P707IT-Smart Network RACK

P707IT-Smart Network RACK is optimized for networking environments such as IDC.

This innovative product maximizes the convenience of the Patch function via VCM installed on the left and right side of a rack's front body.

Features / Lighting Alarm & Monitoring Unit



LMU

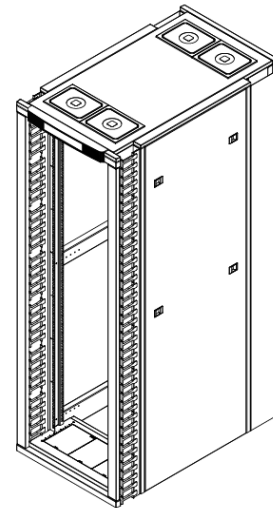
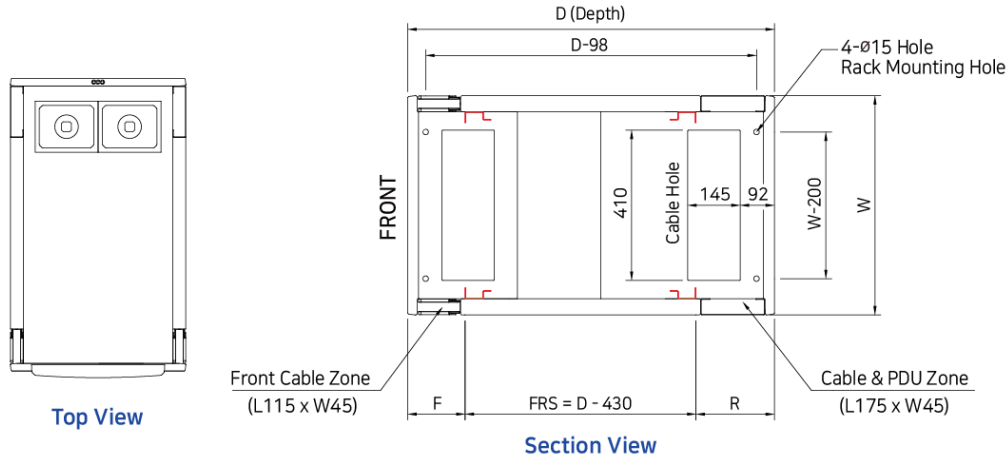
LMU displays a rack's internal temperature, current, voltage and power via a front screen attached to the upper body of a rack. Also, the system enables preemptive protection of the system by predicting system failures via its remote monitoring function.

In addition, it provides operational convenience by enabling operators to identify caution and warning signs from a distance in case system conditions are abnormal.

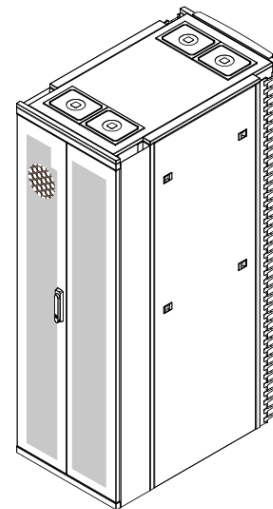
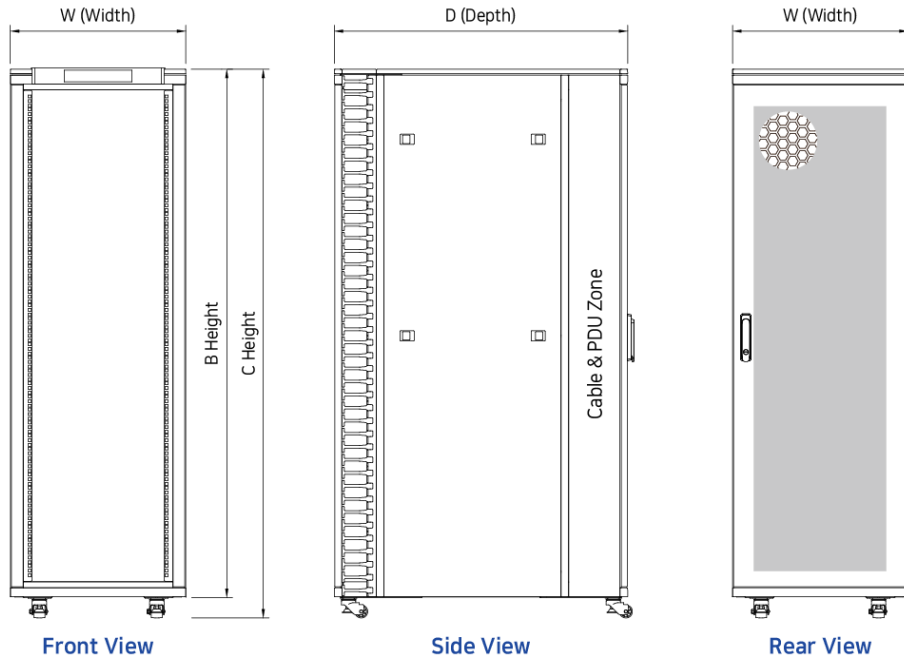
(LMU is compatible with SMART PDU-M71 and is an optional feature.)

Functional Features

1. Its design complies with the International Standards (i.e. IEA, EIA and DIN) and thus ensures compatibility with all equipment and devices.
2. It is a reinforced product that completely protects the system from earthquake with its seismic-proof design, complying with general seismic-proof specifications.
3. Mount Frame is a cage nut type, and U-unit number is marked on the product for convenient use.
4. VCM (Vertical Cable Management) is applied to the left and right side of the front body in order to maximize the convenience of the patch function.
5. Front door is designed as Slim 2Door.
6. Rear door is designed with honeycomb air vents, which provides a perforation ratio of 80%, for optimal airflow.
(1Door/ 2Door – Optional | Seismic Resistance Spec.: multi-point door key/ General Spec.: swing handle door key)
7. Side panel is designed for easy attachment and detachment.
(Seismic Resistance Spec.: Bolt type/ General Spec.: Latch type/ Air Vent feature is optional)
8. Top and bottom panels are designed for easy cable access to inside panels.



Front Slim Door



Rear 2 Door

■ SPECIFICATIONS ■

Height	Unit	Width	Depth
B2440	52U	W800	D1200
B2200	46U		
B2000	42U		
B1800	37U	W700	D1000
C2510	52U		
C2200	45U	W600	D800
C2070	42U		
C2000	40U		
C1800	36U		

- B :Type w/o Caster : Internal Spec. H-123mm
- C :Type w/o Caster : Internal Spec. H-193mm

■ Distance b/w MOUNT FRAME (FRS) ■

D1200	F3 (155)		
R6 (215)	830		
R7 (250)	795		
R8 (275)	770		
R9 (300)	745		



MODEL
P707IT-Network RACK





P707IT-Smart Standard RACK

P707IT-Smart Standard RACK is an innovative product that features its contemporary design for modern IT environments with its seismic proof functions.

Also, the lighting alarm and monitoring system duly provides preemptive protection and convenience for operators.

Features / Lighting Alarm & Monitoring Unit



LMU

LMU displays a rack's internal temperature, current, voltage and power via a front screen attached to the upper body of a rack. Also, the system enables preemptive protection of the system by predicting system failures via its remote monitoring function.

In addition, it provides operational convenience by enabling operators to identify caution and warning signs from a distance in case system conditions are abnormal.

(LMU is compatible with SMART PDU-M71 and is an optional feature.)

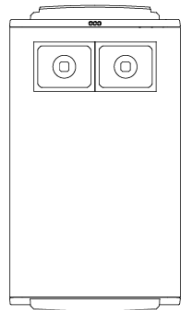
■ Functional Features

1. Its design complies with the International Standards (i.e. IEA, EIA and DIN) and thus ensures compatibility with all equipment and devices.
2. The monitoring system (LMU) displays information related to current conditions of a rack via a front screen attached to its upper body, enabling preemptive protection and providing operational convenience. (Optional)
3. Smart Fan System, mounted on the top of the rear door, automatically operates only when the internal temperature is above 40°C to reduce unnecessary noise and create a quiet and pleasant environment, and the temperature is displayed outside in order for operators to identify the internal temperature. (Optional)

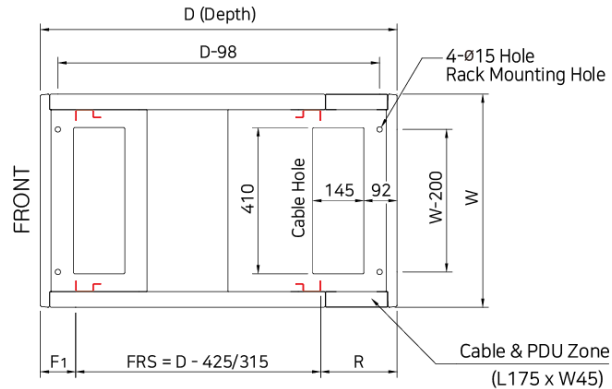


■ Smart Fan (Optional)

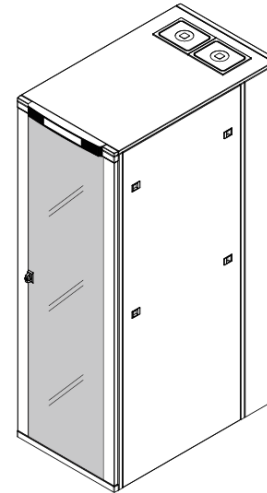
Fan operation temperature and high temperature alarm function
Display function of internal temperature and fan operation status



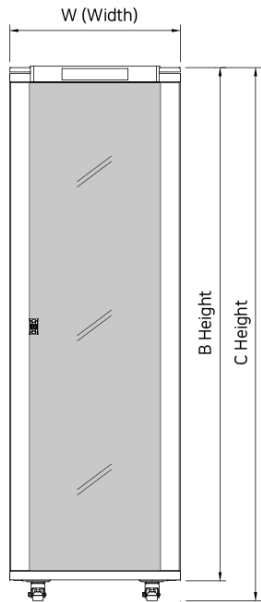
Top View



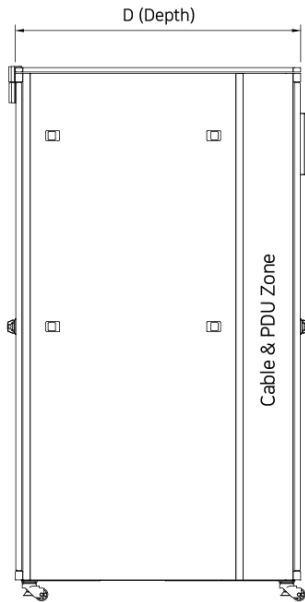
Section View




Front Glass Door



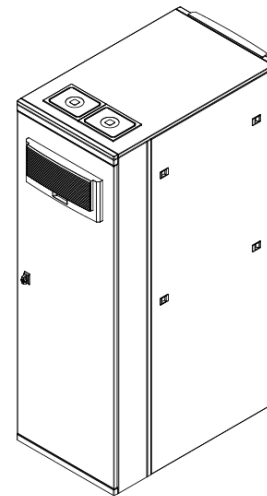
Front View



Side View



Rear View



Rear Fan Door

■ SPECIFICATIONS ■

Height	Unit	Width	Depth
B2200	46U	W800 W700 W600	D1200 D1000 D800
B2000	42U		
B1800	37U		
C2200	45U		
C2070	42U		
C2000	40U		
C1800	36U		

- B :Type w/o Caster : Internal Spec. H-123mm
- C :Type w/o Caster : Internal Spec. H-193mm

■ Distance b/w MOUNT FRAME (FRS) ■

D1200-S	D1000-S	D1200-A	D1000-A
R9 - 800	R6 -685	R9 - 800	R5 -700
R10-775	R7 - 650	R10-775	R6, R7-X
R11-750	R8 - 625	R11-750	R8 - 625
R12-725	R9 - 600	R12-725	R9 - 600

- F1 : 100mm, F2 : 125mm, F3 : 150mm
- S : Steel Frame, A ; AL Frame



MODEL

P707IT-Standard RACK



P707MP-Smart Server RACK / IDC

P707MP-Smart Server RACK is an innovative product that features its IDC-friendly design and seismic-proof functions. The product maximizes the convenience of cabling and PDU installation by providing its users with wide cable & PDU zone. In addition, the lighting alarm and monitoring system duly provides preemptive protection and convenience for operation.

Features / Lighting Alarm & Monitoring Unit



LMU

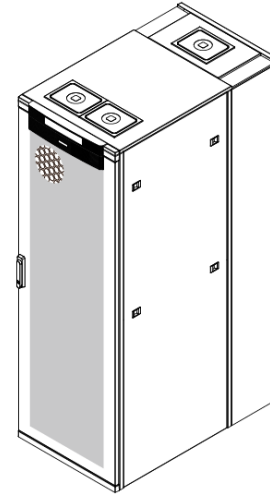
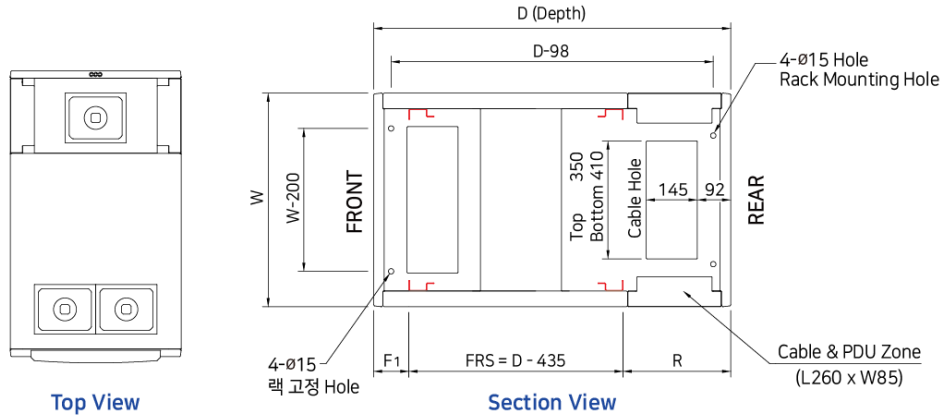
LMU displays a rack's internal temperature, current, voltage and power via a front screen attached to the upper body of a rack. Also, the system enables preemptive protection of the system by predicting system failures via its remote monitoring function.

In addition, it provides operational convenience by enabling operators to identify caution and warning signs from a distance in case system conditions are abnormal.

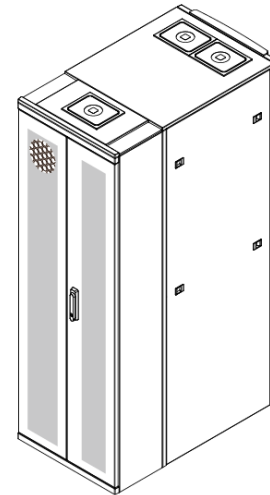
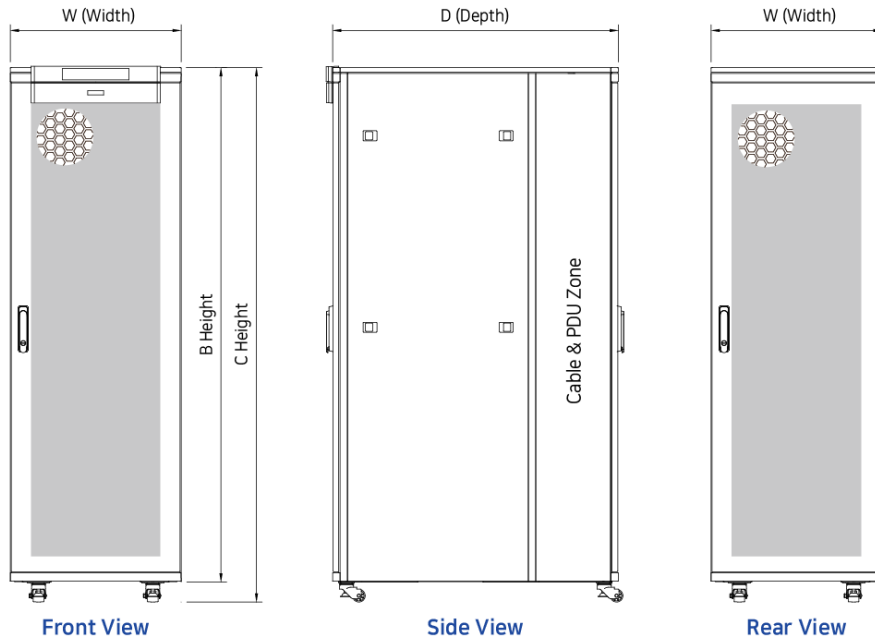
(LMU is compatible with SMART PDU-M71 and is an optional feature.)

Functional Features

1. Its design complies with the International Standards (i.e. IEA, EIA and DIN) and thus ensures compatibility with all equipment and devices.
2. It is a reinforced product that completely protects the system from an earthquake with its seismic-proof design, complying with general seismic-proof specifications.
3. Mount Frame is a cage nut type, and U-unit number is marked on the product for convenient use.
4. Front and rear doors are designed with honeycomb air vents, which provides a perforation ratio of 80%, for optimal airflow. (Seismic Resistance Spec.: multi-point door key/ General Spec.: swing handle door key)
5. Side panel is designed for easy attachment and detachment.
(Seismic Resistance Spec.: Bolt type/ General Spec.: Latch type/ Air Vent feature is optional)
6. Top and bottom panels are designed for easy cable access to inside panels.



Front 1 Door



Rear 2 Door

SPECIFICATIONS

Height	Unit	Width	Depth
B2440	52U	W600	D1200
B2200	46U		
B2000	42U		
B1800	37U		
C2510	52U		
C2200	45U		
C2070	42U		
C2000	40U		
C1800	36U		

- B :Type w/o Caster : Internal Spec. H-123mm
- C :Type w/o Caster : Internal Spec. H-193mm

Distance b/w MOUNT FRAME (FRS)

F1-D1200	F1-D1000	
R9 - 800	R9 - 600	
R10 - 765	R10 - 565	
R11 - 740	R11 - 540	
R12 - 715	R12 - 515	

- F1 : 100mm, F2 : 125mm, F3 : 150mm
- S : Steel Frame, A : AL Frame



MODEL
P707MP-Server RACK



P707MP-Smart Network RACK / IDC

P707MP-Smart Network RACK is optimized for networking environments such as IDC. This innovative product maximizes the convenience of cabling and PDU installation functions with 1) a patch function of the left and right side of VCM installed on the front side of a rack and 2) Cable & PDU Zone on the rear side of a rack.

Features / Lighting Alarm & Monitoring Unit



LMU

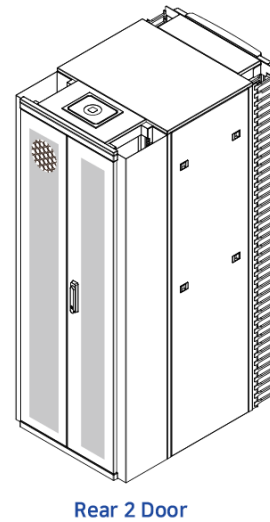
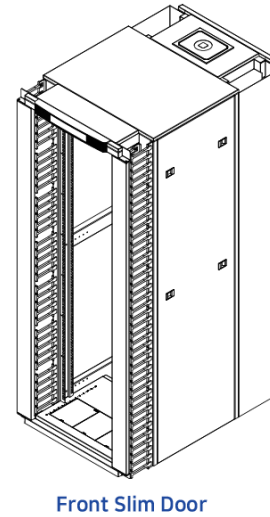
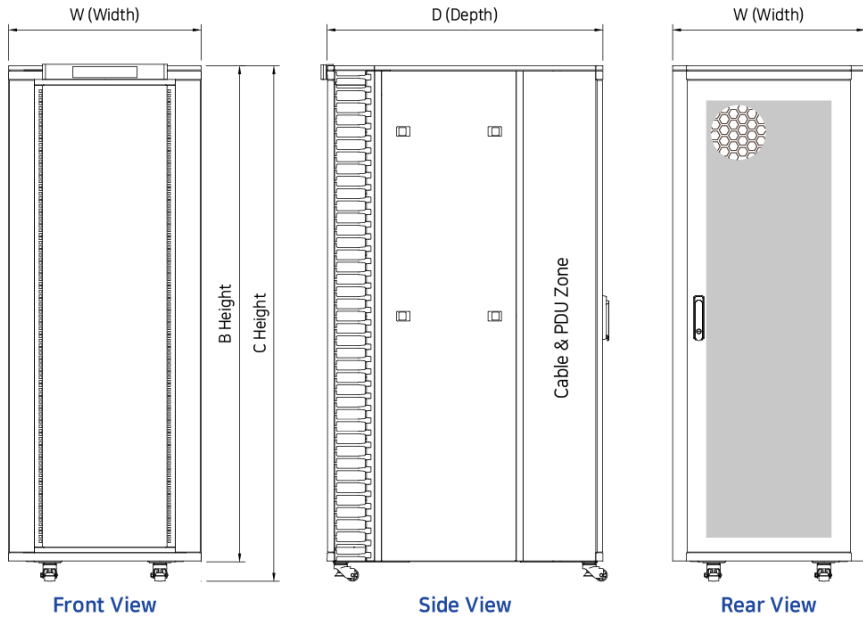
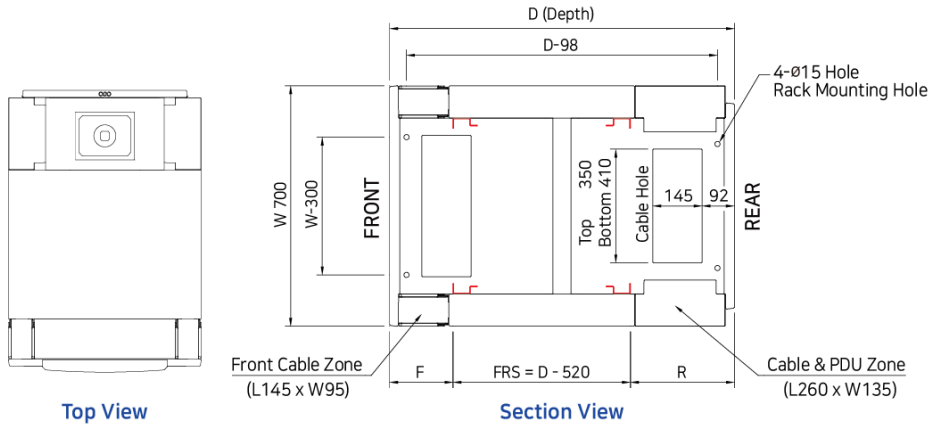
LMU displays a rack's internal temperature, current, voltage and power via a front screen attached to the upper body of a rack. Also, the system enables preemptive protection of the system by predicting system failures via its remote monitoring function.

In addition, it provides operational convenience by enabling operators to identify caution and warning signs from a distance in case system conditions are abnormal.

(LMU is compatible with SMART PDU-M71 and is an optional feature.)

Functional Features

1. Its design compiles with the International Standards (i.e. IEA, EIA and DIN) and thus ensures compatibility with all equipment and devices.
2. It is a reinforced product that completely protects the system from an earthquake with its seismic-proof design, complying with general seismic-proof specifications.
3. Mount Frame is a cage nut type, and U units are marked on the product for convenient use.
4. VCM (Vertical Cable Management) is applied to the left and right side of the front body in order to maximize the convenience of the patch function.
5. Front door is designed with Slim 2Door.
6. Rear door is designed with honeycomb air vents, which provides a perforation ratio of 80%, for optimal airflow. (1Door/ 2Door – Optional | Seismic Resistance Spec.: multi-point door key/ General Spec.: swing handle door key)
7. Side panel is designed for easy attachment and detachment. (Seismic Resistance Spec.: Bolt type/ General Spec.: Latch type/ Air Vent feature is optional)
8. Top and bottom panels are designed for easy cable access to inside panels.



■ SPECIFICATIONS ■

Height	Unit	Width	Depth
B2440	52U	W700	D1200 D1000
B2200	46U		
B2000	42U		
B1800	37U		
C2510	52U		
C2200	45U		
C2070	42U		
C2000	40U		
C1800	36U		

- B :Type w/o Caster : Internal Spec. H-123mm
- C :Type w/o Caster : Internal Spec. H-193mm

■ Distance b/w MOUNT FRAME (FRS) ■

D1200	F5 (185)		
R9 (300)	715		
R10 (335)	680		
R11 (360)	655		
R12 (385)	630		



MODEL

P707MP-Network RACK





P707ET-Smart Server RACK

P707ET-Smart Server RACK is an innovative product that features its contemporary design for modern IT environments. Also, the lighting alarm and monitoring system duly provides preemptive protection and convenience for operators.

Features / Lighting Alarm & Monitoring Unit



LMU

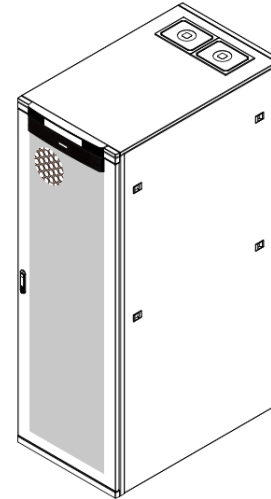
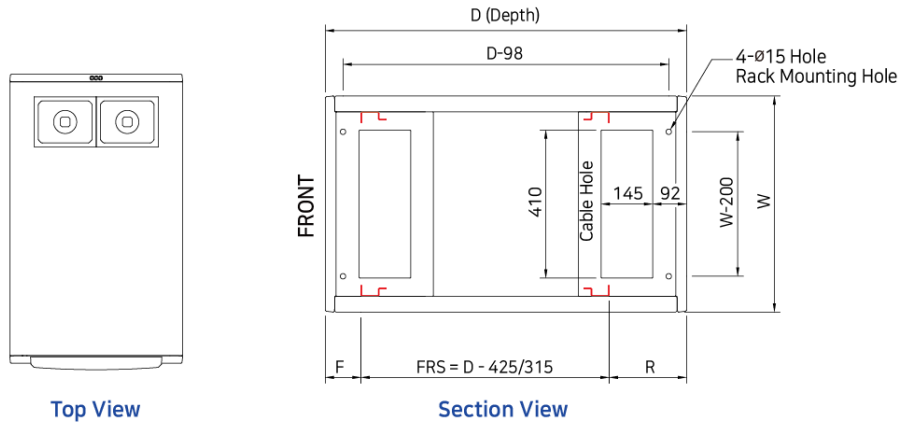
LMU displays a rack's internal temperature, current, voltage and power via a front screen attached to the upper body of a rack. Also, the system enables preemptive protection of the system by predicting system failures via its remote monitoring function.

In addition, it provides operational convenience by enabling operators to identify caution and warning signs from a distance in case system conditions are abnormal.

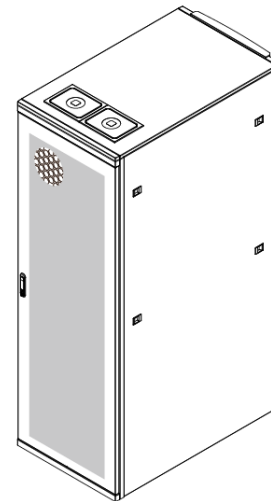
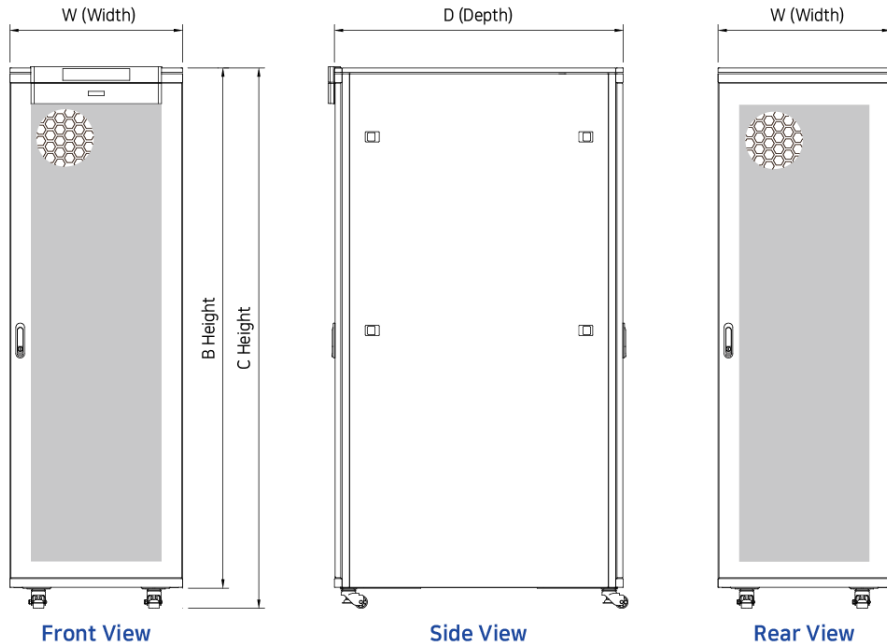
(LMU is compatible with SMART PDU-M71 and is an optional feature.)

▪ Functional Features

1. Its design complies with the International Standards (i.e. IEA, EIA and DIN) and thus ensures compatibility with all equipment and devices.
2. It is a reinforced product that completely protects the system from an earthquake with its seismic-proof design, complying with general seismic-proof specifications. (Seismic proof features are optional)
3. Mount Frame is a cage nut type, and U-unit number is marked on the product for convenient use.
4. Front and rear doors are designed with honeycomb air vents, which provides a perforation ratio of 80%, for optimal airflow.
5. Side panel is designed with slide latch type for easy attachment and detachment. (Air Vent – Optional)
6. Top and bottom panels are designed for easy cable access to inside panels.



Front 1 Door



Rear 1 Door

SPECIFICATIONS

Height	Unit	Width	Depth
C2200	45U	W600	D1200 D1000 D 800 D 600
C2070	42U		
C2000	40U		
C1800	36U		
C1600	31U		
C1400	27U		
C1200	22U		
C1000	18U		
C800	13U		

▪ C :Type w/o Caster : Internal Spec. H-193mm

Distance b/w MOUNT FRAME (FRS)

D1200-A	D1000-A	D800-A
R9 - 800	R6 -685	R6 -485
R10-775	R7 - 660	R7 - 460
R11-750	R8 - 635	R8 - 435
R12-725	R9 - 610	R9 - 410

- F1 : 100mm, F2 : 125mm, F3 : 150mm
- A : AL Frame



MODEL
P707ET-Server RACK





P707ET-Smart Standard RACK

P707ET-Smart Standard RACK is an innovative product that features its contemporary design for modern IT environments.

Also, the lighting alarm and monitoring system duly provides preemptive protection and convenience for operators.

Features / Lighting Alarm & Monitoring Unit



LMU

LMU displays a rack's internal temperature, current, voltage and power via a front screen attached to the upper body of a rack. Also, the system enables preemptive protection of the system by predicting system failures via its remote monitoring function.

In addition, it provides operational convenience by enabling operators to identify caution and warning signs from a distance in case system conditions are abnormal.

(LMU is compatible with SMART PDU-M71 and is an optional feature.)

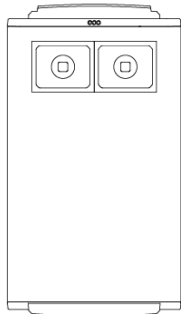
■ Functional Features

1. Its design complies with the International Standards (i.e. IEA, EIA and DIN) and thus ensures compatibility with all equipment and devices.
2. The monitoring system (LMU) displays information related to current conditions of a rack via a front screen attached to its upper body, enabling preemptive protection and providing operational convenience. (Optional)
3. Smart Fan System, mounted on the top of the rear door, automatically operates only when the internal temperature is above 40°C to reduce unnecessary noise and create a quiet and pleasant environment, and the temperature is displayed outside in order for operators to identify the internal temperature. (Optional)

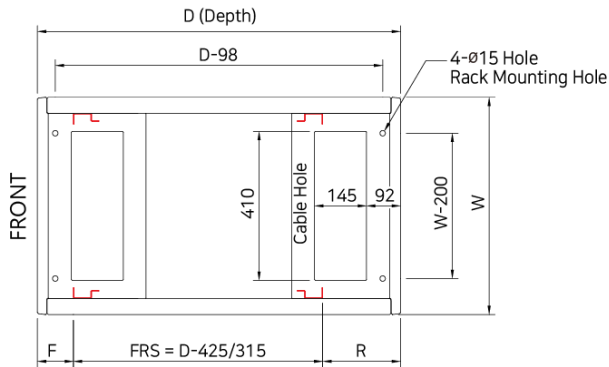


■ Smart Fan (Optional)

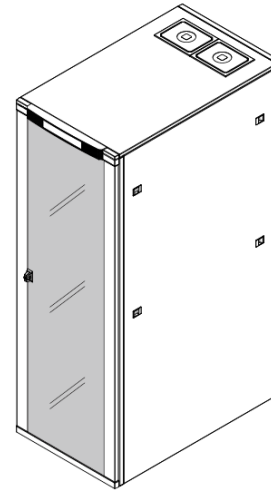
Fan operation temperature and high temperature alarm function
Display function of internal temperature and fan operation status



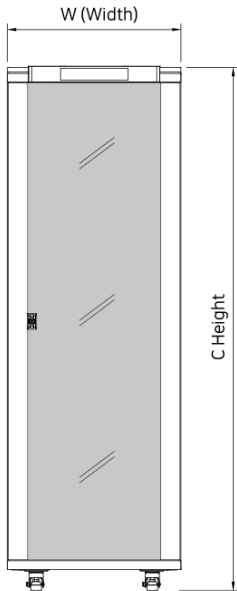
Top View



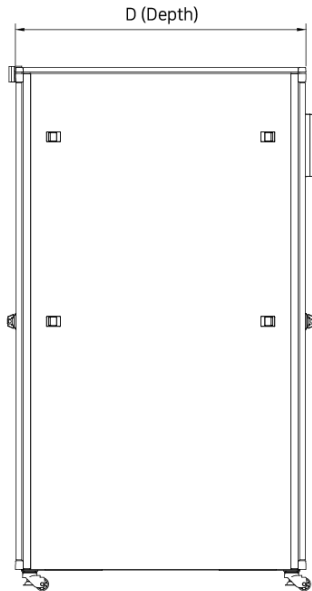
Section View




Front Glass Door



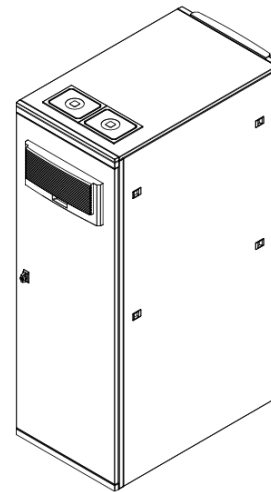
Front View



Side View



Rear View



Rear Fan Door

■ SPECIFICATIONS ■

Height	Unit	Width	Depth
C2200	45U	W600	D1200 D1000 D 800 D 600
C2070	42U		
C2000	40U		
C1800	36U		
C1600	31U		
C1400	27U		
C1200	22U		
C1000	18U		
C800	13U		

■ C :Type w/o Caster : Internal Spec. H-193mm

■ Distance b/w MOUNT FRAME (FRS) ■

D1200-A	D1000-A	D800-A
R9 - 800	R6 -685	R6 -485
R10-775	R7 - 660	R7 - 460
R11-750	R8 - 635	R8 - 435
R12-725	R9 - 610	R9 - 410

- F1 : 100mm, F2 : 125mm, F3 : 150mm
- A : AL Frame



MODEL

P707ET-Standard RACK



P707CP-Smart Patch RACK

P707CP-Smart Patch RACK is optimized for networking environments such as IDC.

This innovative product maximizes the convenience of the Patch function via VCM installed on the left and right side of a rack's front body.

Features / Lighting Alarm & Monitoring Unit (LMU)



■ Functional Features

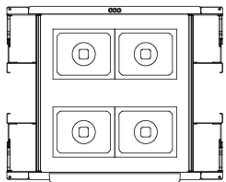
1. Its design complies with the International Standards (i.e. IEA, EIA and DIN) and thus ensures compatibility with all equipment and devices.
2. The monitoring system (LMU) displays information related to current conditions of a rack via a front screen attached to its upper body, enabling preemptive protection and providing operational convenience. (Optional)
3. Mount Frame is a cage nut type, and U units are marked on the product for convenient use.
4. VCM (Vertical Cable Management) is applied to the left and right side of the front body in order to maximize the convenience of the patch function.
5. Front door and rear doors are designed with Slim 2Door.
6. Side panel is designed for easy attachment and detachment.
7. Top and bottom panels are designed for easy cable access to inside panels.



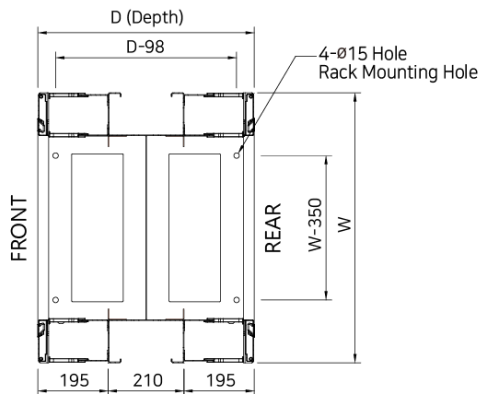
■ VCM



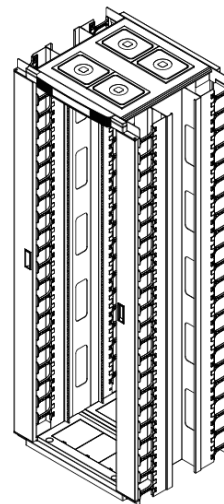
■ Slim Door



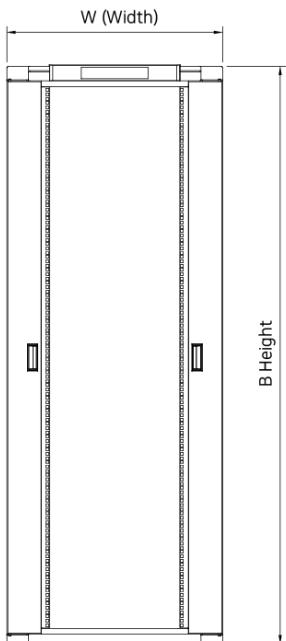
Top View



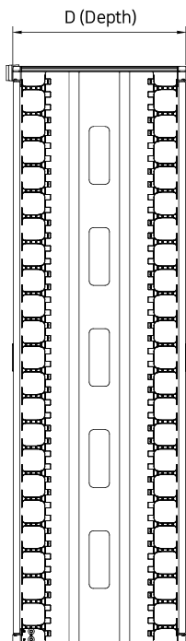
Section View



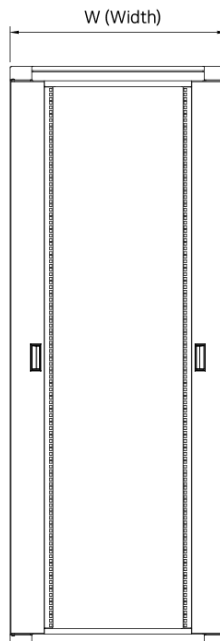
Front Slim Door



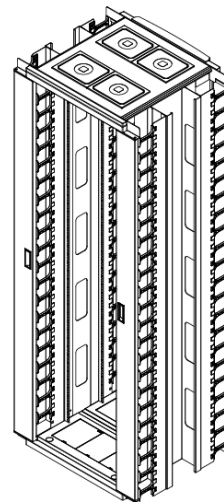
Front View



Side View



Rear View



Rear Slim Door

■ SPECIFICATIONS ■

Height	Unit	Width	Depth
B2440	52U	W750	D600
B2200	46U		
B2000	42U		
B1800	37U		

■ B :Type w/o Caster : Internal Spec. H-123mm

■ Distance b/w MOUNT FRAME (FRS) ■



MODEL

P707CP-Patch RACK





P507MN-Mini Server RACK

P507MN-Smart Mini Server RACK is an ideal solution for deploying small and medium servers for networking in small work groups.

■ Functional and Structural Features

1. Its design compiles with the International Standards (i.e. IEA, EIA and DIN) and thus ensures compatibility with all equipment and devices.
2. Mount Frame is a cage nut type, and U-unit number is marked on the product for convenient use.
3. Front and rear doors are designed with honeycomb air vents, which provides a perforation ratio of 80%, for optimal airflow.
4. Side panel is designed with slide latch type for easy attachment and detachment. (Air Vent – Optional)
5. Top and bottom panels are designed for easy cable access to inside panels.



■ Mount Frame


U-unit number marked



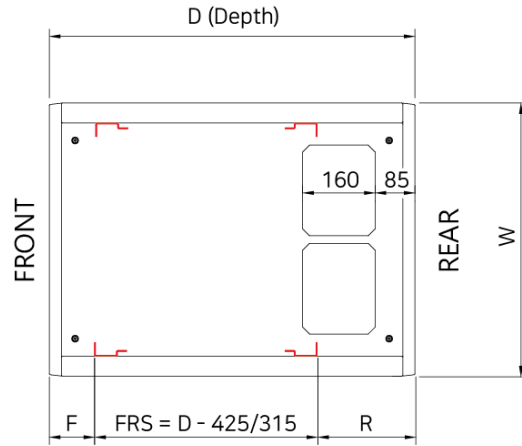
■ Air Vent

Perforation Ratio 80%

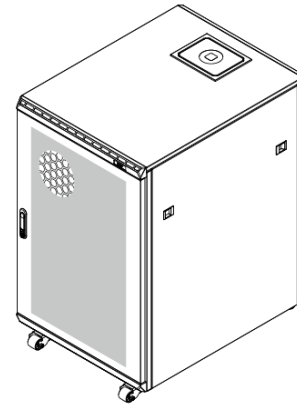




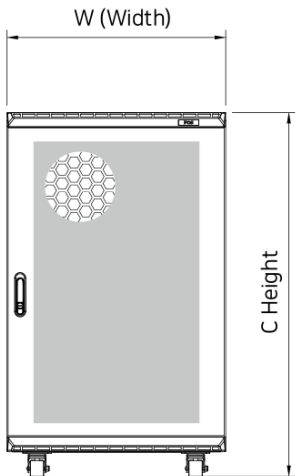
Top View



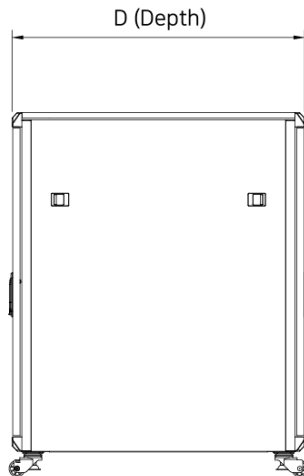
Section View



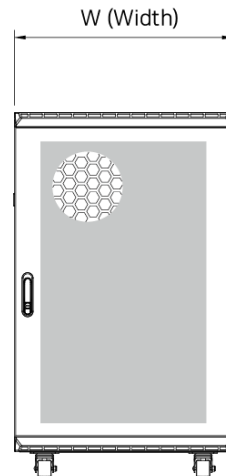
Front Door



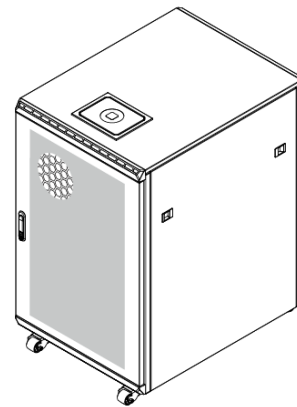
Front View



Side View



Rear View



Rear Door

■ SPECIFICATIONS ■

Height	Unit	Width	Depth
C1600	31U	W600	D1200
C1400	27U		D1000
C1200	22U		D800
C1000	18U		D600
C 800	13U		
C 600	9U		

■ C :Type w/o Caster : Internal Spec. H-193mm

■ Distance b/w MOUNT FRAME (FRS) ■

D1200-A	D1000-A	D800-A
R9 - 800	R6 -685	R6 -485
R10-775	R7 - 660	R7 - 460
R11-750	R8 - 635	R8 - 435
R12-725	R9 - 610	R9 - 410

- D1200 FRS : D-400mm (F1R9)
- D1000, D800, D600 FRS : D-315mm (F1R6)



MODEL

P507MN-Mini Server RACK





P507MN-Mini Standard RACK

P507MN-Smart Mini Standard RACK is an ideal solution for networking deployment in small work groups.

■ Functional and Structural Features

1. Its design compiles with the International Standards (i.e. IEA, EIA and DIN) and thus ensures compatibility with all equipment and devices.
2. Mount Frame is a cage nut type, and U-unit number is marked on the product for convenient use.
3. Front door can be made of reinforced glass, acrylic or steel as chosen.
4. Fan system can be installed on the upper part of rear door. (Optional)
5. Side panel is designed with slide latch type for easy attachment and detachment.
6. Top and bottom panels are designed for easy cable access to inside panels.




■ Mount Frame

U-unit number
marked

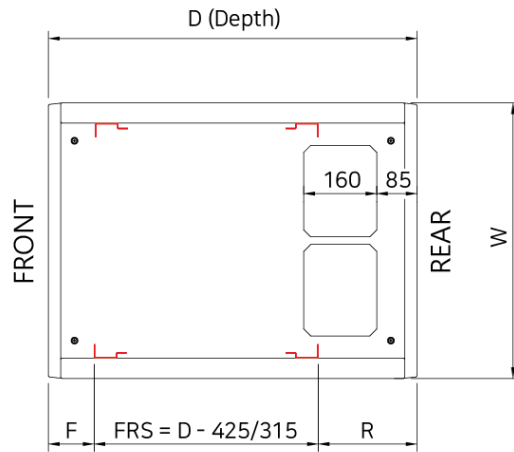


■ Smart Fan (Optional)

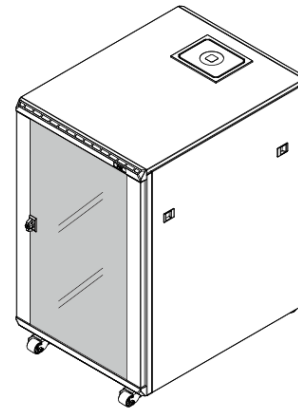
Fan operation temperature and high
temperature alarm function
Display function of internal temperature
and fan operation status



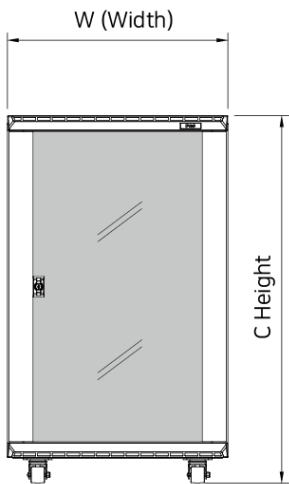
Top View



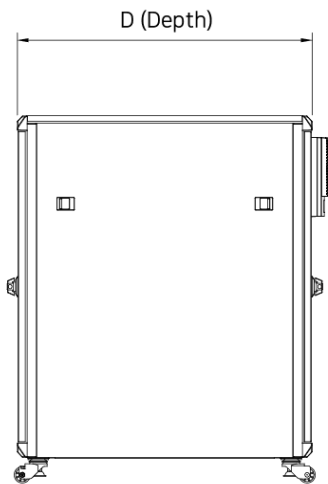
Section View



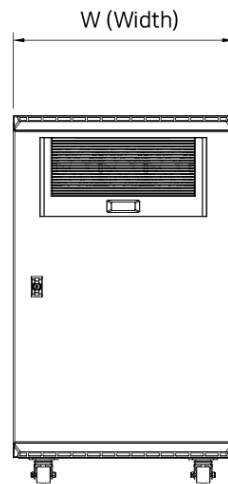
Front Glass Door



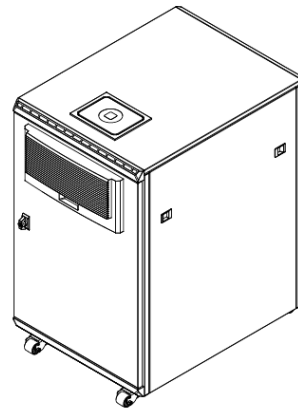
Front View



Side View



Rear View



Rear Fan Door

■ SPECIFICATIONS ■

Height	Unit	Width	Depth
C1600	31U	W600	D1200
C1400	27U		D1000
C1200	22U		D800
C1000	18U		D600
C 800	13U		
C 600	9U		

■ C :Type w/o Caster : Internal Spec. H-193mm

■ Distance b/w MOUNT FRAME (FRS) ■

D1200-A	D1000-A	D800-A
R9 - 800	R6 -685	R6 -485
R10-775	R7 - 660	R7 - 460
R11-750	R8 - 635	R8 - 435
R12-725	R9 - 610	R9 - 410

- D1200 FRS : D-400mm (F1R9)
- D1000, D800, D600 FRS : D-315mm (F1R6)



MODEL

P507MN-Mini Standard RACK



IP-52



IP-52



P801PD-Smart Power Distribution RACK

P801PD-Smart Power Distribution RACK is an innovative product that combines smart design which provides modernized power distribution environment with its seismic proof function.

Also, the lighting alarm and monitoring system duly provides preemptive protection and convenience for operators.

Features / Lighting Alarm & Monitoring Unit



LMU

LMU displays a rack's internal temperature, current, voltage and power via a front screen attached to the upper body of a rack. Also, the system enables preemptive protection of the system by predicting system failures via its remote monitoring function. In addition, it provides operational convenience by enabling operators to identify caution and warning signs from a distance in case system conditions are abnormal.

(LMU is compatible with SMART PDU-M71 and is an optional feature.)

Functional Features

1. Its design complies with the International Standards (i.e. IEA, EIA and DIN) and thus ensures compatibility with all equipment and devices.
2. The product is designed to comply with IP-52 (International Protection Marking) standard. (IP-52 W700, W800/ Optional)
3. The frame of main body has a multi-punching structure that facilitates the installation of vertical and horizontal brackets at any location, making it convenient to install parts and equipment.
4. Inner panel can be easily attached and detached whereas parts can equipment can be easily installed on it.
5. Separate brackets for mounting parts and equipment can be installed on front and rear door. (Optional) (Multi-point key on the door is seismic-proof or IP-52 spec., and swing handle key is applied to general spec.)
6. Side panel is designed for easy attachment and detachment.
7. Top and bottom panels are designed for easy cable access to inside panels. (Dust-proof brush is applied to the bottom base of IP-52.)

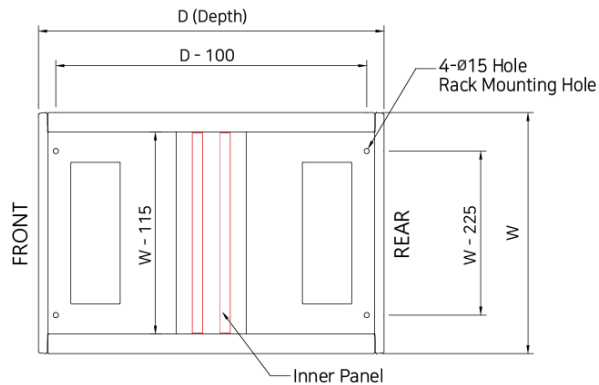
Smart Fan (Optional)

Fan operation temperature and high temperature alarm function
Display function of internal temperature and fan operation status.

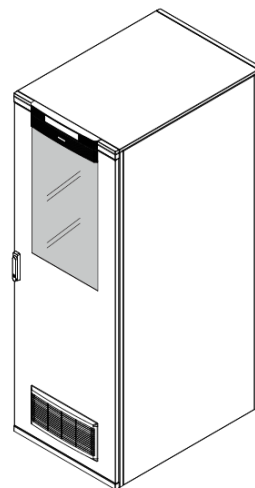




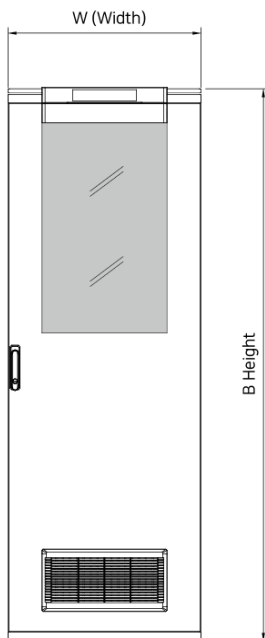
Top View



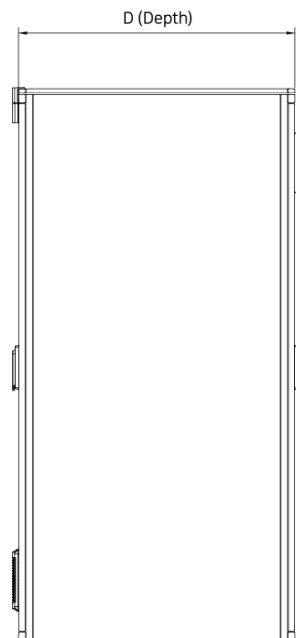
Section View



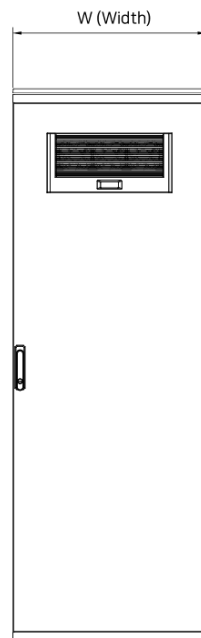
Front Door



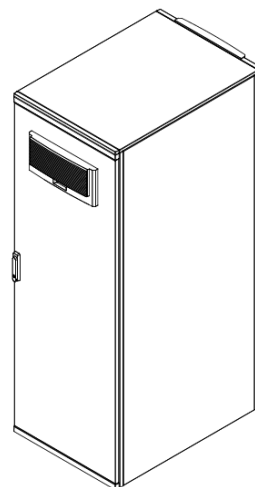
Front View



Side View



Rear View



Rear Fan Door

■ SPECIFICATIONS ■

Height	Width	Depth
B2200	W800	D1000
B2000	W700	D800
B1800	W600	D600

- B :Type w/o Caster : Internal Spec. H-123mm
- W700, W800/IP-52 (Option), W600/IP-20

■ Distance b/w MOUNT FRAME (FRS) ■



MODEL

P801PD-Smart PD RACK



IP-52



W700 / W800

P801DP-Smart Dustproof RACK (IP-52)

P801DP-Smart Dustproof RACK protects an internal system in dusty and poor external environments. Also, the lighting alarm and monitoring system duly provides preemptive protection and convenience for operators.

Features / Lighting Alarm & Monitoring Unit



LMU

LMU displays a rack's internal temperature, current, voltage and power via a front screen attached to the upper body of a rack. Also, the system enables preemptive protection of the system by predicting system failures via its remote monitoring function. In addition, it provides operational convenience by enabling operators to identify caution and warning signs from a distance in case system conditions are abnormal. (LMU is compatible with SMART PDU-M71 and is an optional feature.)

■ Functional Features

1. Its design complies with the International Standards (i.e. IEA, EIA and DIN) and thus ensures compatibility with all equipment and devices.
2. The product is designed to comply with IP-52 (International Protection Marking) standard.
3. It is a reinforced product that completely protects the system from an earthquake with its seismic-proof design, complying with general seismic-proof specifications. (Passed Seismic-proof Tests/ seismic proof features are optional)
4. Mount Frame is a cage nut type, and U-unit number is marked on the product for convenient use.
5. Front and rear doors are designed with a multi-point key for the IP-52 spec.
6. Side panel is designed for easy attachment and detachment.
7. The rear cable hole of bottom base makes it convenient to insert and remove cable. In addition, bottom base is designed for easy attachment and detachment. (IP-52/ Brush for top base - Optional)

■ Smart Fan (Optional)


Fan operation temperature and high temperature alarm function
Display function of internal temperature and fan operation status.



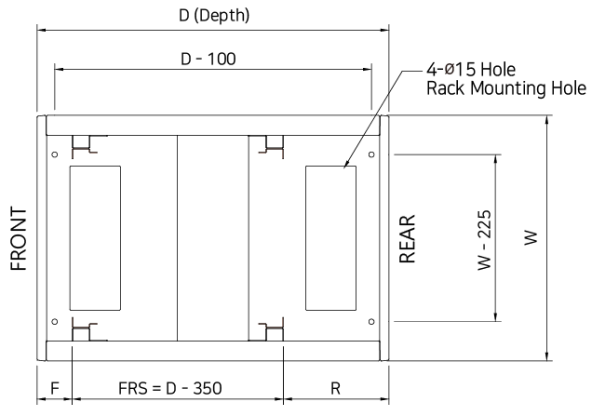
IP-52



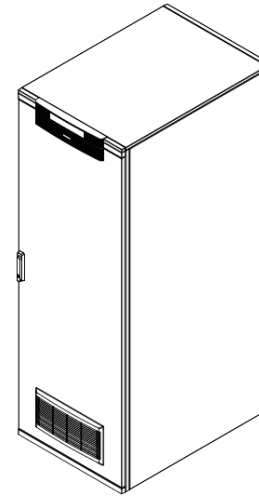
W700 / W800



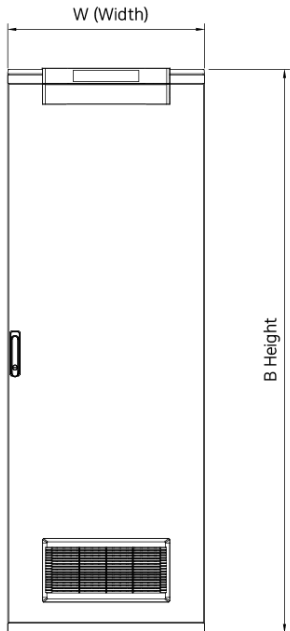
Top View



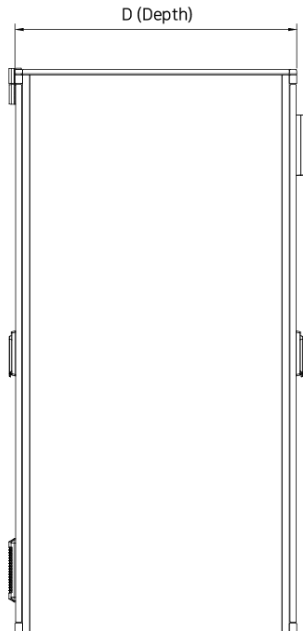
Section View



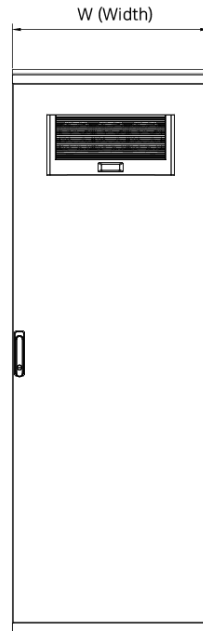
Front Vent Door



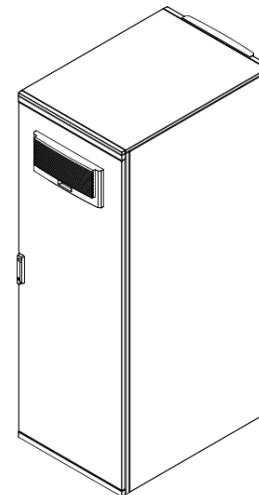
Front View



Side View



Rear View



Rear 2Fan Door

■ SPECIFICATIONS ■

Height	Unit	Width	Depth
B2200	46U	W800	D1000
B2000	42U		D800
B1800	37U	W700	D600

■ B :Type w/o Caster : Internal Spec. H-123mm

■ Distance b/w MOUNT FRAME (FRS) ■

D1000	F1 (100)	F2 (125)	F3 (150)
R7 (250)	650	625	600
R8 (275)	625	600	575
R9 (300)	600	575	550
R10 (325)	575	550	525

■ FRS : D-350mm (F1R7)



MODEL

P801DP-Smart DP RACK



IP-52



3-Door PC RACK

IP-52



P801FA-Smart FA RACK

P801FA-Smart FA RACK makes PC operations more convenient in environments such as factory automated production lines and protects internal systems from external environments.

Also, the monitoring system duly provides preemptive protection and convenience for operators.

Features / Lighting Alarm & Monitoring Unit



LMU

LMU displays a rack's internal temperature, current, voltage and power via a front screen attached to the upper body of a rack. Also, the system enables preemptive protection of the system by predicting system failures via its remote monitoring function. In addition, it provides operational convenience by enabling operators to identify caution and warning signs from a distance in case system conditions are abnormal.

(LMU is compatible with SMART PDU-M71 and is an optional feature.)

■ Functional Features

1. Its design complies with the International Standards (i.e. IEA, EIA and DIN) and thus ensures compatibility with all equipment and devices.
2. Designed in accordance with the International Protection Marking IP-52, the product blocks the inflow of dust into racks so that dusts, in any circumstances, cannot interfere with the normal operation of the system nor compromise safety.
3. Mount frame is designed as cage nut type on which U units are marked.
4. Front and rear doors are equipped with dust-proof gaskets and multi-point keys to block dust ingress.
5. The lower body of front door is fitted with an air vent on which a dust-proof filter is attached, and the upper body of rear door is fitted with 2-4 Fan units. In addition, the exhaust Fan unit is equipped with a Smart Fan system that automatically operates according to the set temperature. (Optional)
6. Front door is structured as 3Door and is designed to accommodate monitors and PCs at the top, keyboard drawers at the center, and other systems at the bottom.

(The air vent cover and filter on the lower part of front door are applied for IP-52.)

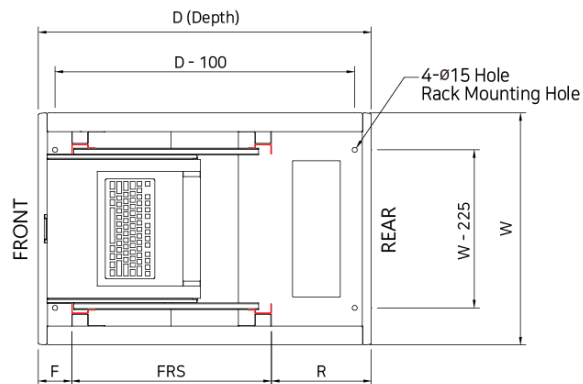
■ Smart Fan (Optional)

Fan operation temperature and high temperature alarm function
Display function of internal temperature and fan operation status.

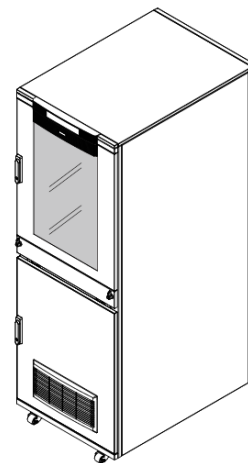




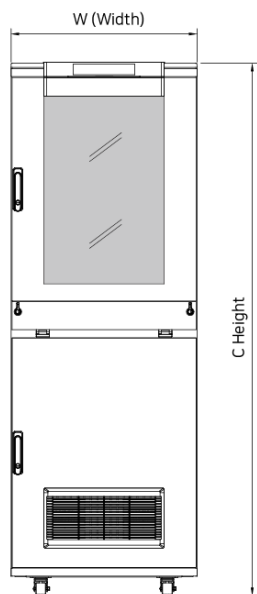
Top View



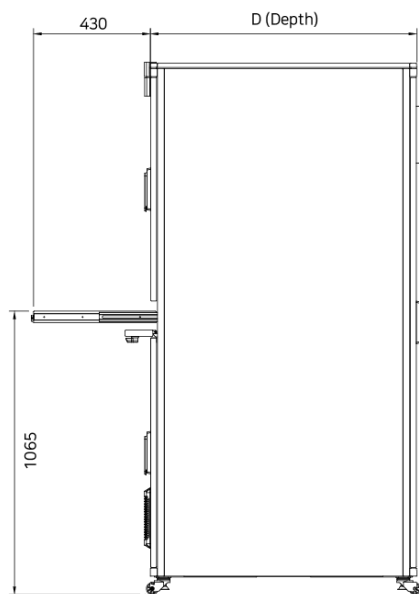
Section View



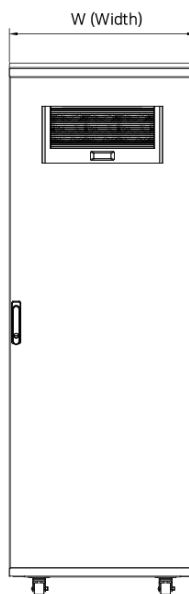
Front 3 Door



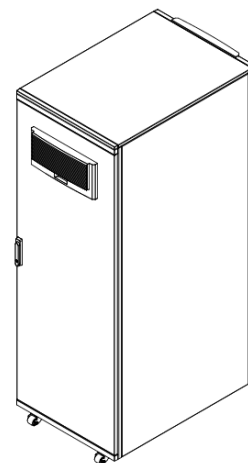
Front View



Side View



Rear View



Rear Fan Door

■ SPECIFICATIONS ■

Height	Unit	Width	Depth
C2000	40U	W700	D1000
C1800	36U	W600	D800

- C :Type w/o Caster : Internal Spec. H-193mm
- W700/IP-52 (Option), W600/IP-20

■ Distance b/w MOUNT FRAME (FRS) ■

	D1000	D8000	
F1 : 100	R9-600	R1 - 600	

- F : 100mm
- R : D1000-300/ D800-100 mm



MODEL

P801FA-Smart FA RACK



10KHz ~ 18GHz / 100dB

NEW



□ Seismic-proof spec (Optional)

P905EM-EMP(100dB) RACK

P905EP-EMP/EMC100dB Rack shields electromagnetic waves that may interfere with the normal operation of the system. In addition, the cooling system automatically operates in accordance with the set internal temperature to provide an optimal environment for system operation. (Shielding performance: 10KHz to 18GHz/ 100dB or higher)

Features



■ EMP/EMC Power Filter

1. AC/DC - 30A
2. Leakage Current - Max. 10mA
3. EMP Power Filter is PCI (Pulsed Current Injection test) certified product.
(Specs: MIL-STD-188-125-1, Max. current - 5000A)



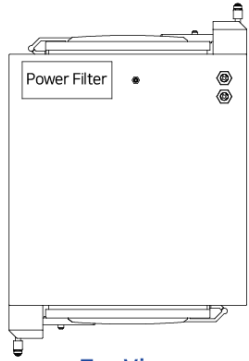
■ EMP/EMC Cable Filter

■ Functional Features

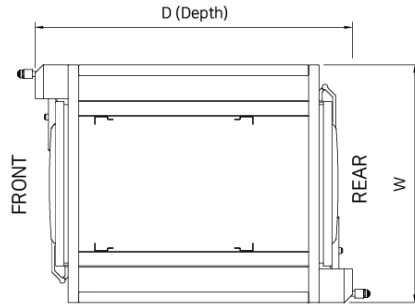
1. Its design compiles with the International Standards (i.e. IEA, EIA and DIN) and thus ensures compatibility with all equipment and devices.
2. The shielding specification of MIL-STD-188-125-1/2 is applied to the product, and thus the product shields the access of electromagnetic waves such as EMP/EMC that may interfere with the normal operation of the system.
3. Front and rear doors are equipped with a finger strip double shielding structure for electromagnetic shielding, so that the shielding performance does not degrade even with repeated opening and closing of the door, and the use of lever-type gear makes it more convenient to use and manage the door.
4. Mount Frame is a cage nut type, and U-unit number is marked on the product for convenient use.
5. AC / DC – 30A can be applied to EMP/EMC Power Filter, with a leakage current of up to 10mA or less, which enables to operate without a separate insulation transformer.
6. EMP Power Filter is a PCI Test certified product; the test is to verify protection capacity against the inflow of HEMP current diverted from power lines and communication lines.
(PCI: Pulsed Current Injection/ Spec.: MIL-STD-188-125-1/2, Max. current – 5,000A)
7. Cooling System is equipped with intake 4Fan on the front door and exhaust 4Fan on the rear door, and operates automatically at the set temperature to provide the most optimal environment for system operation.



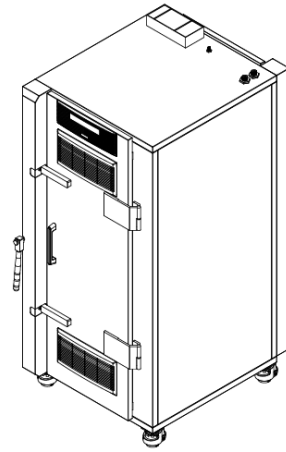
P905EP-EMP RACK (100dB)



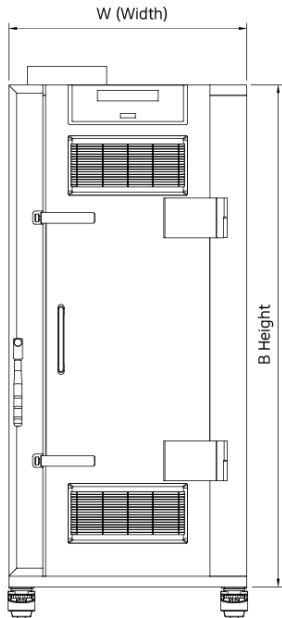
Top View



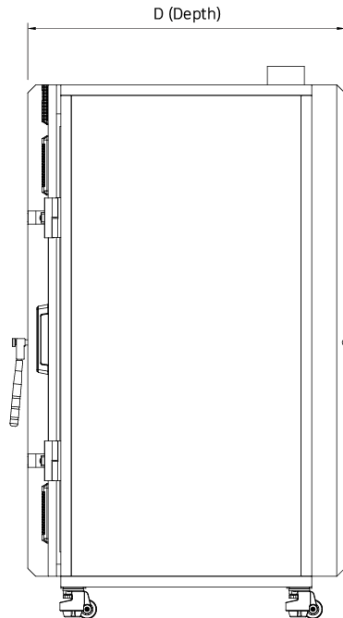
Section View



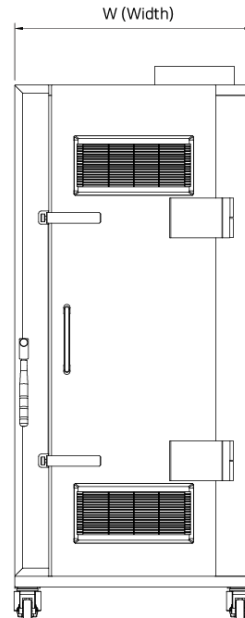
Front Vent Door



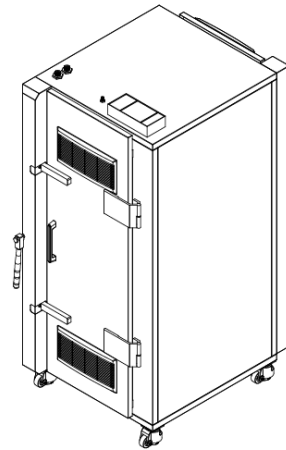
Front View



Side View



Rear View



Rear Fan Door

■ SPECIFICATIONS ■

Height	Unit	Width	Depth
B2200	40U	W900	D1200
B2000	36U		D1000
B1800	32U		

■ Distance b/w MOUNT FRAME (FRS) ■

D1200	F1 (100)	F2 (125)	F3 (150)



MODEL
P905EP-EMP(100dB) RACK





P905EP-EMP(60/80dB) RACK

P905EP-EMP/EMC100dB Rack shields electromagnetic waves that may interfere with the normal operation of the system. In addition, the cooling system automatically operates in accordance with the set internal temperature to provide an optimal environment for system operation. (Shielding performance: 10KHz to 18GHz/ 60-80dB or higher)

Features



▪ EMP/EMC Power Filter


1. AC/DC - 30A
2. Leakage Current - Max. 10mA
3. EMP Power Filter is PCI (Pulsed Current Injection test) certified product.
(Specs: MIL-STD-188-125-1, Max. current - 5000A)



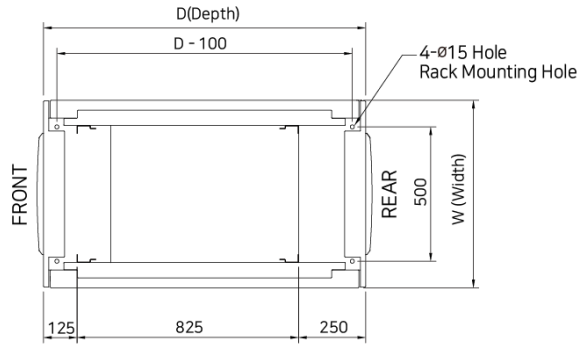
▪ EMP/EMC Cable Filter

▪ Functional Features

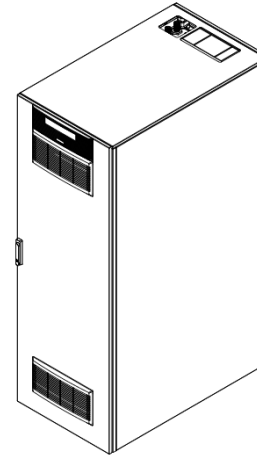
1. Its design compiles with the International Standards (i.e. IEA, EIA and DIN) and thus ensures compatibility with all equipment and devices.
2. The shielding specification of MIL-STD-188-125-1/2 is applied to the product, and thus the product shields the access of electromagnetic waves such as EMP/EMC that may interfere with the normal operation of the system.
3. Front and rear doors are equipped with a Finger Strip double shielding structure for electromagnetic shielding, so that the shielding performance does not degrade even with repeated opening and closing of the door, and the use of lever-type gear makes it more convenient to use and manage the door.
4. Mount Frame is a cage nut type, and U-unit number is marked on the product for convenient use.
5. AC / DC – 30A can be applied to EMP/EMC Power Filter, with a leakage current of up to 10mA or less, which enables to operate without a separate insulation transformer.
6. EMP Power Filter is a PCI Test certified product; the test is to verify protection capacity against the inflow of HEMP current diverted from power lines and communication lines.
(PCI: Pulsed Current Injection/ Spec.: MIL-STD-188-125-1/2, Max. current – 5,000A)
7. Cooling System is equipped with intake 4Fan on the front door and exhaust 4Fan on the rear door, and operates automatically at the set temperature to provide the most optimal environment for system operation.



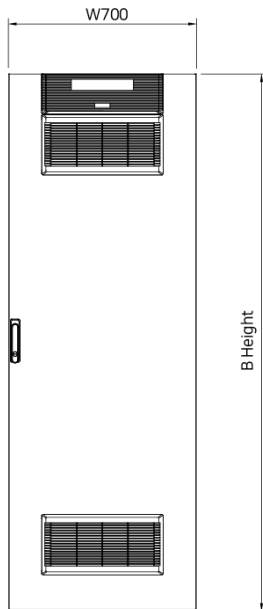
Top View




Section View



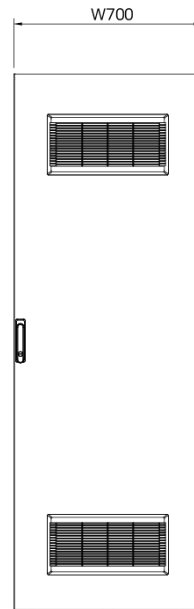
Front Vent Door



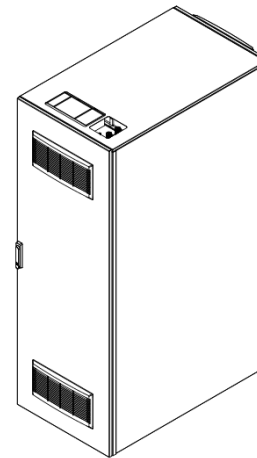
Front View



Side View



Rear View



Rear Fan Door

■ SPECIFICATIONS ■

Height	Unit	Width	Depth
B2200	40U	W700	D1200
B2000	36U		D1000
B1800	32U		

■ Distance b/w MOUNT FRAME (FRS) ■

D1200	F1 (125)	F2 (150)	F3 (175)
R9 (250)	825	800	775
R10 (275)	800	775	750
R11 (300)	775	750	725
R12 (325)	750	725	700

▪ FRS : D-375mm (F1R9)



MODEL

P905EP-EMP(60/80dB) RACK



Notification No. 2016-1 of the National Radio Research Agency pursuant to Article 56(3) of the Radio Waves Act of Korea.

Article 8 of Assessment Standard for High-Power Leakage Electromagnetic Waves: Radiation performance

1. Radioactive protection performance standard:
High-power electromagnetic wave protection performance evaluation criteria

Protection Grade	Frequency Range	Standards for shielding radioactive [dB]
Grade 1	10 KHz ~ 10 MHz	20 logf – 60 or Higher f : Frequency(Hz)
	10 MHz ~ 18 GHz	80 dB or Higher
Grade 2	10 KHz ~ 10 MHz	20 logf – 80 or Higher f : Frequency(Hz)
	10 MHz ~ 18 GHz	60 dB or Higher

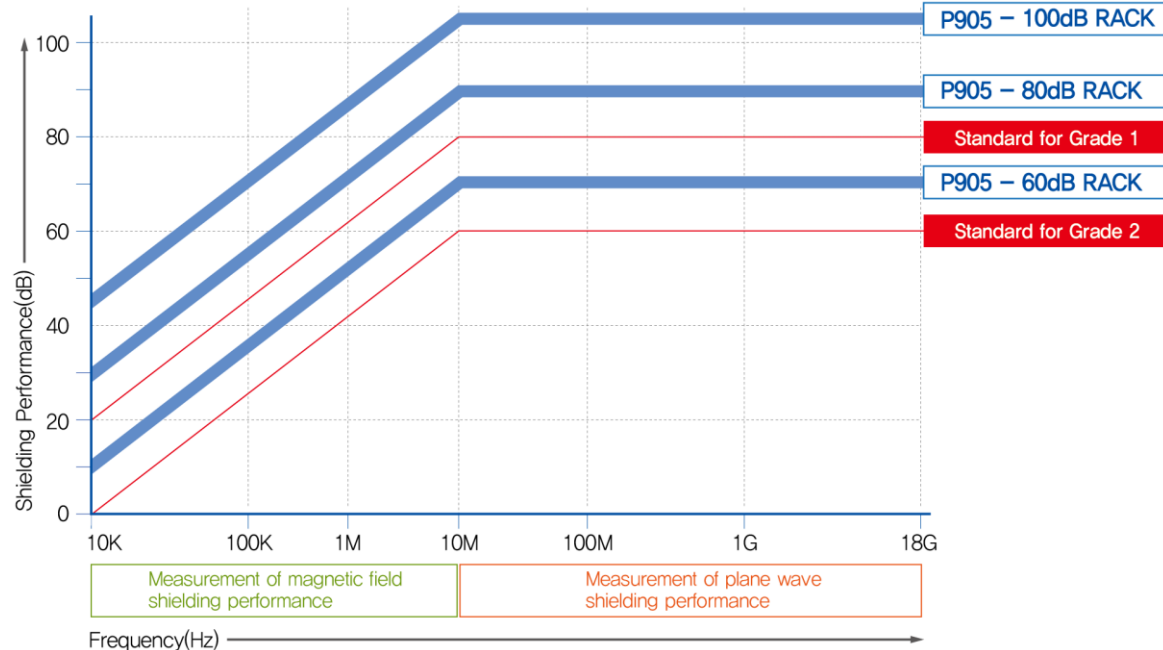
2. Radioactive protection performance standard:
Leakage electromagnetic wave protection performance evaluation criteria

Category	Frequency Range	Standards for shielding radioactive [dB]
Magnetic Field	10 KHz ~ 20 MHz	9.1 logf – 16.4 or Higher f : Frequency(Hz)
Electric Field	10 KHz ~ 20 MHz	50 dB or Higher
Plane Wave	20 MHz ~ 1 GHz	50 dB or Higher

EMP Protection Shielding Standards

- I MIL Standard Spec.: 80dB (50dB + Safety margin 20~30dB) – Grade 1
- I IEC Standard Spec.: 60dB (50dB + Safety margin 6~10dB) – Grade 2
- I The defensible shielding rate against high-power electromagnetic attacks is greater than 50dB.
(Non-nuclear electromagnetic waves/30MHz-1GHz)

Shielding Performance by Frequencies





P905MP-Outdoor Cooling RACK

P905MP-Outdoor Cooling RACK is the most optimal operational management solution that fully protects internal systems in harsh external environments. In addition, the environment monitoring system enables remote monitoring, which can be used to predict system failures and take preemptive action, providing operational convenience.

Functional and Structural Features

1. Its design compiles with the International Standards (i.e. IEA, EIA and DIN) and thus ensures compatibility with all equipment and devices.
2. Designed to comply with the International Protection Marking IP-55/66, a system is fully protected from water and dust.
3. It is a reinforced product that completely protects the system from an earthquake with its seismic-proof design, complying with general seismic-proof specifications. (Passed Seismic-proof Tests of Korea Testing Laboratory/ seismic proof features are optional)
4. Main frame and other materials are made of high-strength steel or stainless steel, and have excellent structural stability due to their combination with vertical integral diecasting. (Stainless – Optional/ Allowable load: 1,500kg)
5. Mount Frame is a cage nut type, and U-unit number is marked on the product for convenient use.
6. Foam gasket with an excellent resilience nature and seismic-proof key are applied to front and rear doors.
7. When installing Cooling System mounted on the rear door, an air conditioner or fan system can be selected in accordance with internal heat generating level.
8. The surface of the product is applied with power coating for outdoor usage.



Cooling System (Air Conditioner)


Cooling Capacity
1000W / 1500W



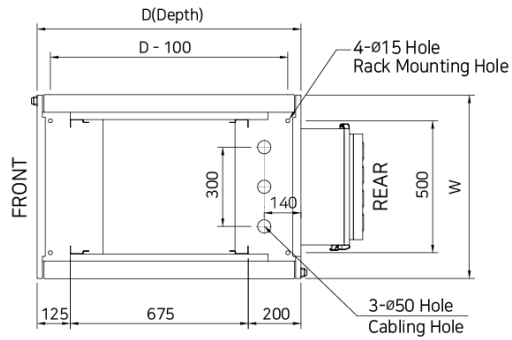
Foam Gasket

It's applied to the front and rear doors, and has excellent resilience, which corresponds to the International Protection Marking IP-66/55

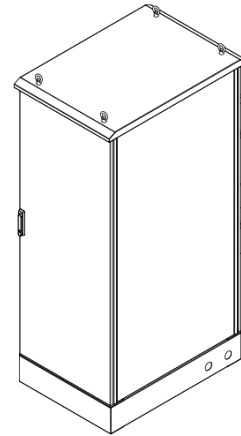
P905MP-Outdoor Cooling RACK (IP-66/55)



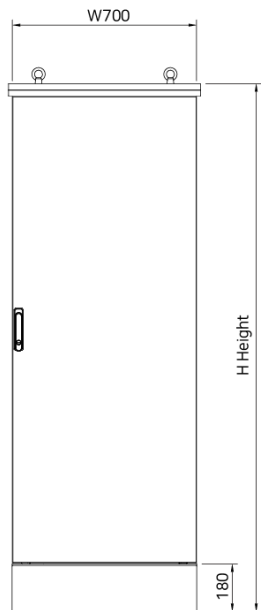
Top View



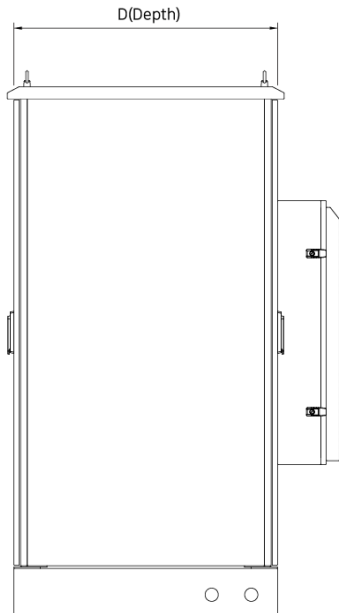
Section View



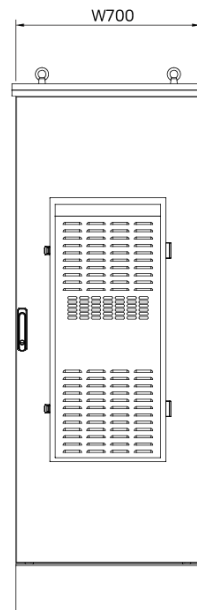
Front 1 Door



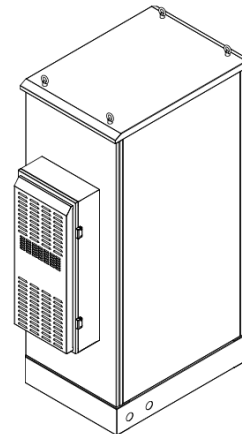
Front View



Side View



Rear View



Rear Aircon Door

■ SPECIFICATIONS ■

Height	Unit	Width	Depth
H2200	42U	W700 W1400	D1200 D1000 D800
H2000	37U		
H1800	32U		
H1600	28U		
H1400	23U		

■ Distance b/w MOUNT FRAME (FRS) ■

	D1000	F1 (125)	F2 (150)	F3 (175)
R9 (200)	675	650	625	600
R10 (225)	650	625	600	575
R11 (250)	625	600	575	550
R12 (275)	600	575	550	

▪ FRS : D-325mm (F1R9)



MODEL

P905- Outdoor Cooling RACK





Seismic-proof spec (Optional)

P905MP-Indoor Cooling RACK

P905MP-Indoor Cooling RACK is the most optimal operational management solution that fully protects internal systems in harsh external environments. In addition, the environment monitoring system enables remote monitoring, which can be used to predict system failures and take preemptive action, providing operational convenience.

Functional and Structural Features

1. Its design complies with the International Standards (i.e. IEA, EIA and DIN) and thus ensures compatibility with all equipment and devices.
2. Designed to comply with the International Protection Marking IP-53, it blocks access of dusts into a rack.
3. It is a reinforced product that completely protects the system from an earthquake with its seismic-proof design, complying with general seismic-proof specifications. (Passed Seismic-proof Tests of Korea Testing Laboratory/ seismic proof features are optional)
4. Main frame is made of high-strength steel, and the top and bottom bases have superb structural stability due to the combination of integral diecasting and high-strength steel. (Allowable load: 1,500kg)
5. Mount Frame is a cage nut type, and U-unit number is marked on the product for convenient use.
6. Foam gasket with an excellent resilience nature and seismic-proof key are applied to front and rear doors.
7. When installing Cooling System mounted on the rear door, an air conditioner or fan system can be selected in accordance with internal heat generating level.



Cooling System (Air Conditioner)

Cooling Capacity
1000W / 1500W



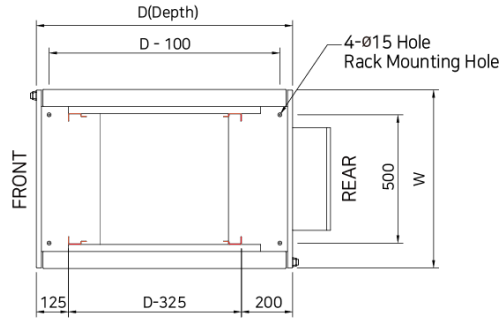
Foam Gasket

It's applied to the front and rear doors, and has excellent resilience, which corresponds to the International Protection Marking IP-66/55

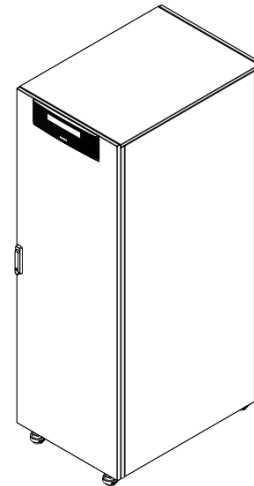
P905MP-Indoor Cooling RACK (IP-53)



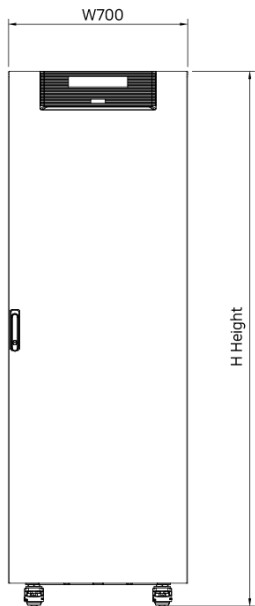
Top View



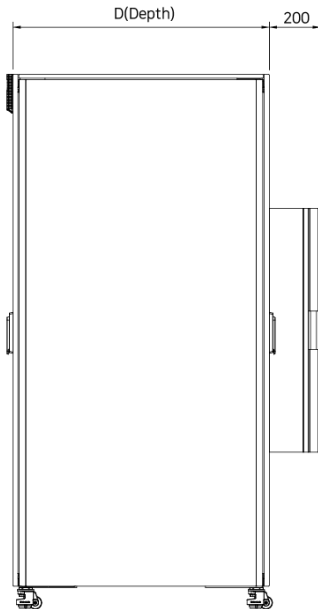
Section View



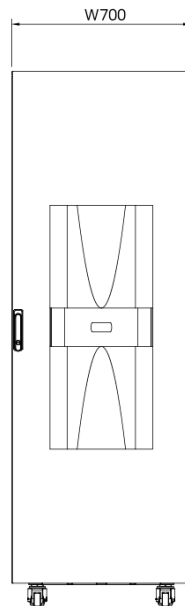
Front Door



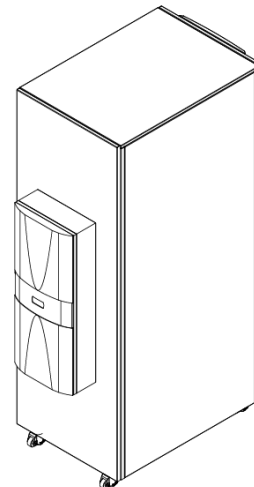
Front View



Side View



Rear View



Rear Air Conditioner

■ SPECIFICATIONS ■

Height	Unit	Width	Depth
H2200	45U	W700	D1200 D1000 D800
H2000	40U		
H1800	36U		
H1600	31U		
H1400	27U		

■ Distance b/w MOUNT FRAME (FRS) ■

	D1000	F1 (125)	F2 (150)	F3 (175)
R9 (200)		675	650	625
R10 (225)		650	625	600
R11 (250)		625	600	575
R12 (275)		600	575	550

▪ FRS : D-325mm (F1R9)



MODEL

P905MP-Indoor Cooling RACK





P907WS-Warship RACK

P907WS-Warship RACK is a special rack developed for military ships. The product has passed the National Defense Standard of the Republic of Korea – KDS5975-4001 and the military standard set by the U.S. Department of Defense – MIL-STD-901D Shock, MIL-STD-167-1A Vibration, Mil-STS-451D EMI Shield and MIL-STD-810E Environment.

Product Features

1. The product has been certified by the National Defense Standard of the Republic of Korea – KDS5975-4001 and the military standard set by the U.S. Department of Defense – MIL Standard.
 1. MIL-STD-910D, Shock
 2. MIL-STD-167-1A, Vibration
 3. MIL-STD-461D, EMI Shield
 4. Mil-STD-801E, Environment
2. Its design compiles with the International Standards (i.e. IEA, EIA and DIN) and thus ensures compatibility with all equipment and devices.
3. Military connectors are applied to cabling.
4. Fan system is installed to exhaust inner heat in order to safely protect equipment.



MIL-STD-901D Shock

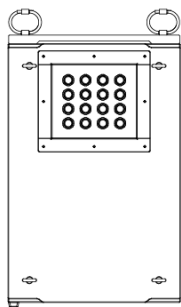


MIL-STD-167-1A Vibration

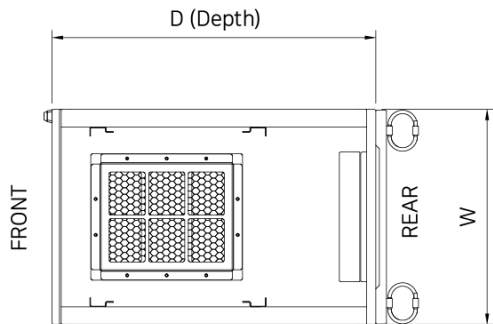


MIL-STDE-461D EMI Shield

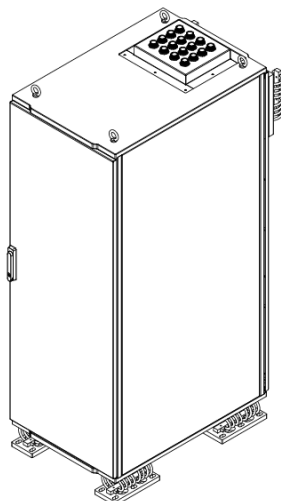
■ The environmental test is conducted based on equipment installed inside a rack.



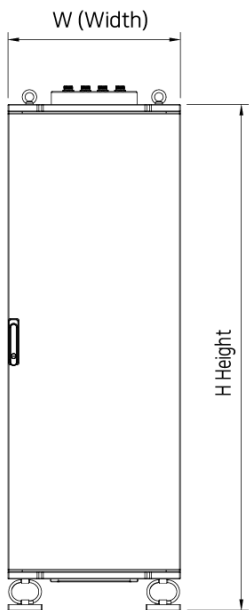
Top View



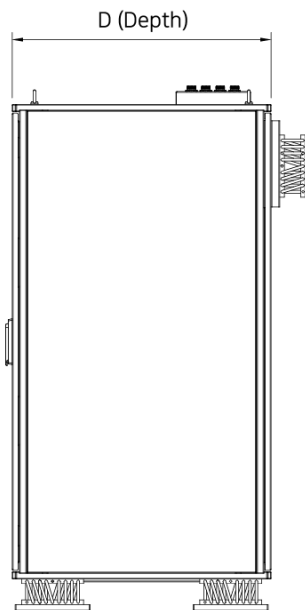
Section View




Front View



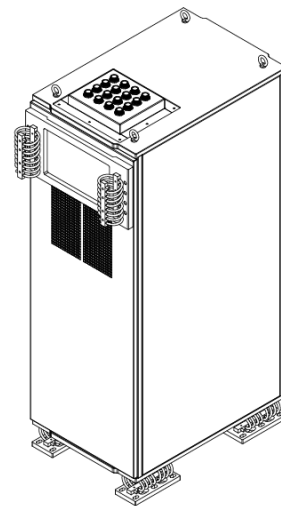
Front View



Side View



Rear View



Rear View - 4Fan

■ SPECIFICATIONS ■

Height	Unit	Width	Depth
H1750	32U	W600	D800
H1000	15U		

■ Distance b/w MOUNT FRAME (FRS) ■



MODEL

P907WS-Warship RACK



LMU (Lighting Alarm & Monitoring Unit)



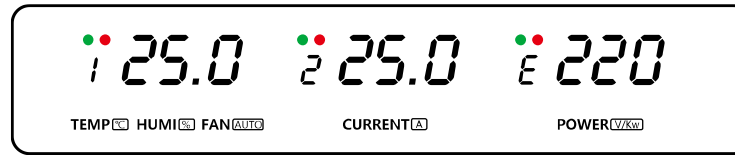
■ Normal: Blue Light ON



■ Caution: Yellow Light ON



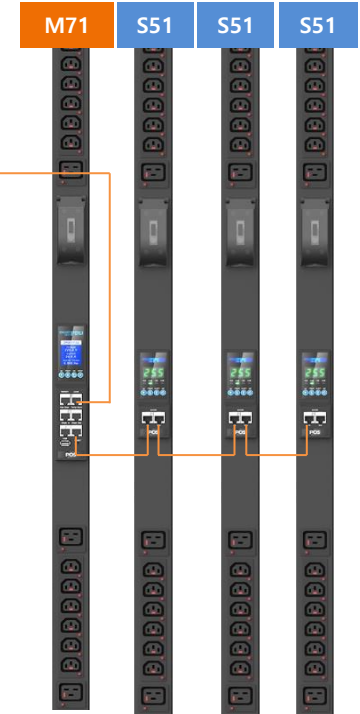
■ Warning: Red Light ON



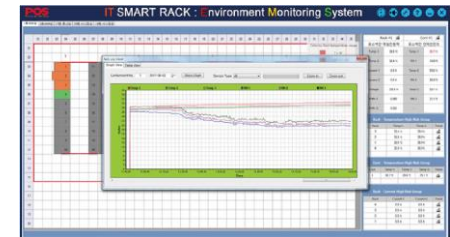
- Green LED ON during normal operation
- RED LED blinking for caution notification
- RED LED blinking for warning notification

Temperature / Humidity		Current in use		Voltage / Power	
1	Temperature-1	1	PDU-1	E	Voltage in use
2	Temperature-2 (Option)	2	PDU-2	P	Total Power(kW)
H	Humidity (Option)	3	PDU-3		
F	FAN Operation – Opr	4	PDU-4		
		A	Total Current		
• Temp. for Warning: 40°C • Temp. for Caution: 37°C • Temp. for Normal: 35°C		• Current for Warning: 55% • Current for Caution: 50% • Current for Normal: 45%			

- LMU system is to be used in conjunction with Smart PDU-M71.
- The above is default setting, and the setting need to be adjusted in accordance with the surrounding environment. (Please see the Smart PDU manual)



■ Software for remote monitoring system (optional)



Monitoring Parts

LMU / Lighting Alarm & Monitoring Unit



The product shows measurement information such as temperature, humidity, current in use, voltage, and power inside a rack with a display attached to the upper body of front door.

In addition, LED Lighting Alarm system is applied so that caution and warning alarms can be identified from a long distance in accordance with customizable temperature settings.

LMU can be used to enable to predict system failures from a long distance and to take preemptive protection, providing convenience in operations.

(LMU is to be interlocked with SMART PDU-M71, Multi-M100, or THM-100 and is optional; whereas 1port for temperature is built-in as default.)



Multi-M100 / Temperature, Humidity, Current Remote Monitoring Unit

The product enables remote monitoring of temperature, humidity(optional), and current inside a rack.

In addition, interlocked with LMU, the product displays temperature, humidity, and current on a screen attached to the front part of a rack; and with an alarm setting, LED Lighting Alarm helps to predict system failures from a distance, allowing preemptive protection of the system. (1port for temperature is built-in as default/ LMU is Optional)

- **Communication / Protocol** : Ethernet / SNMP. TCP-IP Modbus, RS-485(Chain)
- **Measurement / Alarm** : 2ports for temperature, 1port for humidity, 2port for current (Output 7.5A x 2)
- **Other Ports** : Digital output / 2port, Digital input / 2port
- **Specification** : 19" x 55 mm



THM-100 / Temperature, Humidity Remote Monitoring System

The product enables remote monitoring of temperature and humidity(optional) inside a rack.

In addition, interlocked with LMU, the product displays temperature and humidity on a screen attached to the front part of a rack; and with an alarm setting, LED Lighting Alarm helps to predict system failures from a distance, allowing preemptive protection of the system. (1port for temperature is built-in as default/ LMS is Optional)

- **Communication / Protocol** : Ethernet / SNMP. TCP-IP Modbus, RS-485(Chain)
- **Measurement / Alarm** : 2ports for temperature, 1port for humidity
- **Other Ports** : Digital output / 2port, Digital input / 2port
- **Specification** : W55 x L165 x H35 mm

Monitoring Parts / LMU (Lighting Alarm & Monitoring Unit)



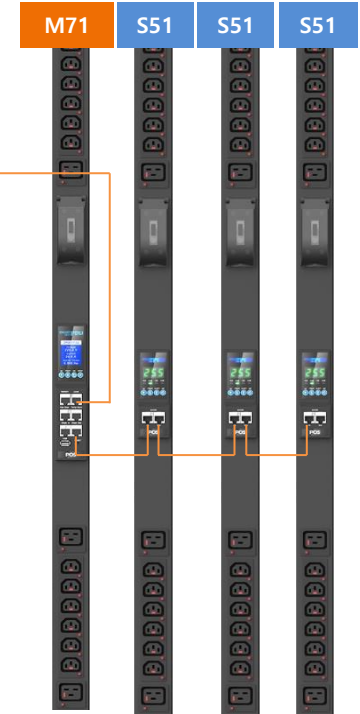
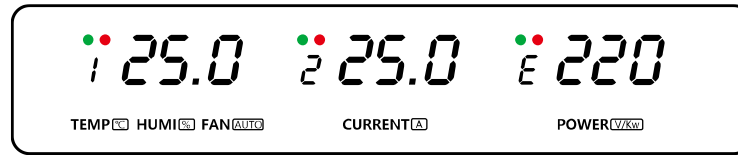
■ Normal: Blue Light ON



■ Caution: Yellow Light ON



■ Warning: Red Light ON



● Green LED ON during normal operation	● RED LED blinking for caution notification	● RED LED blinking for warning notification
--	---	---

Temperature / Humidity		Current in use		Voltage / Power	
1	Temperature-1	1	PDU-1	E	Voltage in use
2	Temperature-2 (Option)	2	PDU-2	P	Total Power(kW)
H	Humidity (Option)	3	PDU-3		
F	FAN Operation – Opr	4	PDU-4		
		A	Total Current		

<ul style="list-style-type: none"> • Temp. for Warning : 40°C • Temp. for Caution: 37°C • Temp. for Normal: 35°C 	<ul style="list-style-type: none"> • Current for Warning: 55% • Current for Caution: 50% • Current for Normal: 45%
---	---

- LMU system is to be used in conjunction with Smart PDU-M71.
- The above is default setting, and the setting need to be adjusted in accordance with the surrounding environment. (Please see the Smart PDU manual)

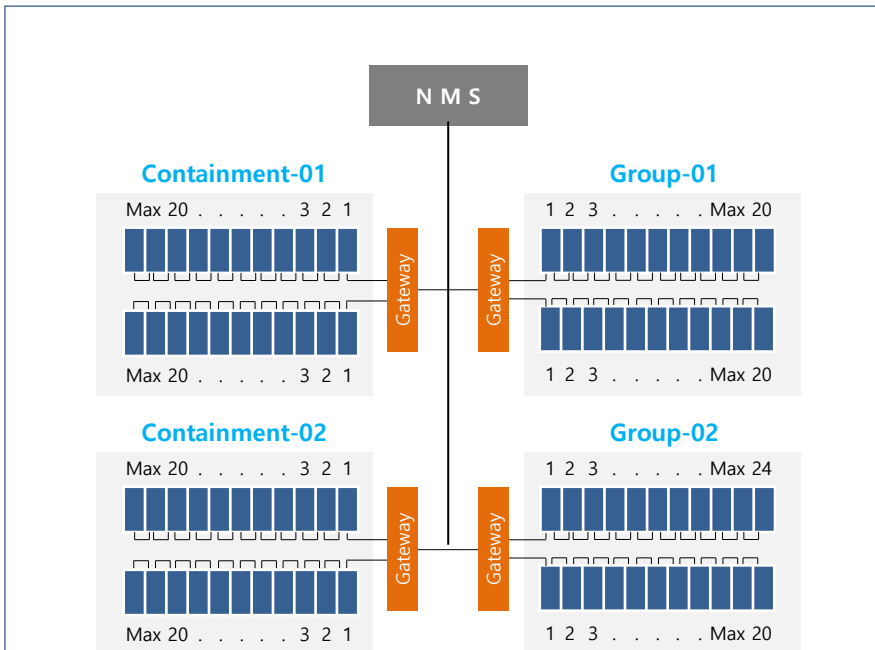


Gateway Unit & Software

Gateway Unit is a solution that comprehensively manage the measurement information of Rack PDU installed in a group or Containment.

In addition, the system is enabled to take preemptive action against system failures via its alarm display and alarm message functions operated in accordance with setting conditions by a Rack unit, providing convenience to operators.

Containment Configuration Diagram



□ The above is a configuration diagram of using Smart PDU-M71 + S51

Gateway Unit Screen Layout

RACK Alarm Indication

- Normal
- Caution Alarm
- Warning Alarm
- Disconnected to Network

CONTAINMENT Identification Number and Alarm Indication

- Normal
- Caution Alarm
- Warning Alarm

01 - 01

1 2 3 4 5 6 7 8 9 10 11 12 13 14 15 16 17 18 19 20

A Line

B Line

CURRENT	ACTIVE POWER	ENERGY	TEMPERATURE	HUMIDITY
Total: 2300.0 A	Total: 506.00 kW	Total: 182.160 MWh	A Line: Max 25.0 °C No 05	Average: 50.0 %
A Line: 1200.0	A Line: 264.00	A Line: 95.040	Min: 22.0 °C No 15	A Line: 55.0
B Line: 1100.0	B Line: 242.00	B Line: 87.120	B Line: Max 28.0 °C No 14	B Line: 45.0
			Min: 22.0 °C No 02	

ALARM MESSAGE

03. Current Alarm / Rack#A-07 / PDU#3-B / 20.0A(setup 16.5A) / 2022-05-05 / 12:33:55

02. Temp Alarm / Rack#A-05 / Temp. #1 / 37.5°C(setup 37.0°C) / 2022-05-05 / 12:30:38

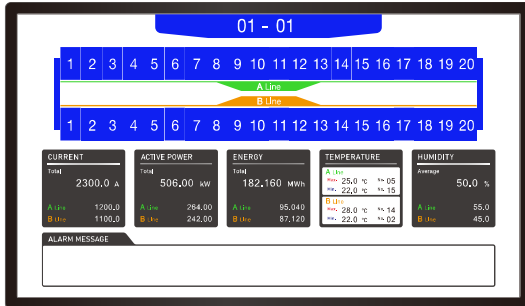
01. E-3 Alarm / Rack#B-05 / PDU#1-L1 / 2022-05-05 / 12:30:37

Specification	
Rated Voltage	AC 100 ~ 250VAC
Network	Ethernet / Input 2Ports, Output 1Port
Measurement and Notification	Voltage, Current, Power, Temperature and Humidity
Display	24" Monitor

POS-RMS / Rack Monitoring Software

POS-RMS is a system developed to provide operators convenience by enabling efficient management of a rack system and is designed to be operational, as a group-type, a sole-type or etc., in various environments and situations.

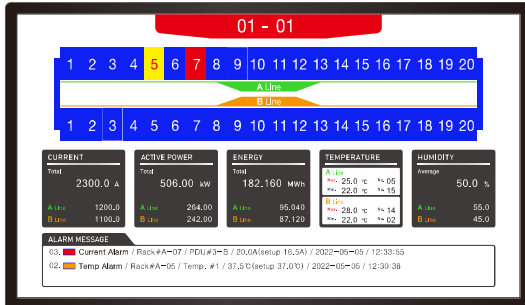
In addition, the system is enabled to take preemptive action against system failures via its alarm display and alarm message functions operated in accordance with setting conditions by a Rack unit, providing convenience to operators.



■ Main Monitoring Screen



■ Alarm Screen



■ Rack Registration and Setting Screen



Monitoring Parts / Environment Monitoring Unit



Environment Monitoring Unit / EMU

Environment monitoring unit, EMU, is an operation and management solution that remotely monitors the environment inside a rack (abnormal conditions of power AC/DC, internal temperature, door opening/closing, flooding, fire alarms, rectifier, etc.) to predict system failures and take precautions before internal system failures occur.

- EMU – DC48V • Weight : 770g • Size : 190 x 30 x 125mm



Fire sensor



Flood sensor

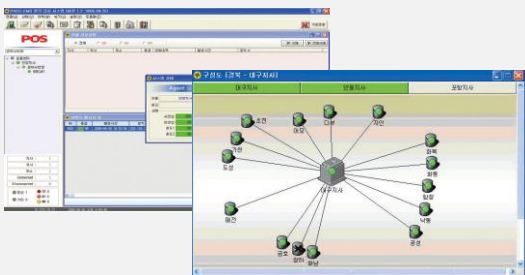


Temperature sensor



Door sensor

Environment Monitoring Software (EMS)



FEATURES


10BaseT / 1000BaseTX	1Port for Ethernet
TCP/IP Protocol	TCP (Transmission control protocol) IPv4 (Internet protocol version 4) ICMP (Internet control message protocol) IGMP (Internet group management protocol) Telnet (Network information alter function) UDP (User datagram protocol) HTTP (Hypertext transfer protocol) ARP (Address resolution protocol) Ethernet
10BaseT / 1000BaseTX	1Port for DC voltage measurement (for DC power supply unit monitoring) 1Port for AC voltage measurement (For AC input power monitoring) 2Ports for temperature measurement (For surrounding temperature monitoring)
2Ports for digital control	
8Ports for digital input	1Port for monitoring fire sensor (fire sensor only) 1Port for monitoring door sensor 1Port for monitoring flooding 1Port for monitoring fan operation 1Port for monitoring rectifier 3Ports for spare
LED indicators provided by monitoring port (Convenient to check alarm status by monitoring port)	Alarm indication LED on analog input port Alarm LED on digital input port Operation LED on digital control port
Port for Console	RS-232C Interface
Operating power	Operates at DC 20V ~ 70V

Power Unit Parts



19" Smart IEC13-06S / IEC19-05S / IEC0302S / PDU

- Feature : Measurement and alarms on voltage, current, power, electricity / RS-485 communication
- AC 100~250V-16A
- Outlet : 19" Smart IEC13-06S | IEC320 C13 - 6Way / Self Locking
19" Smart IEC19-05S | IEC320 C19 - 5Way / Self Locking
19" Smart IEC0302S | IEC320 C13 - 3Way, C19 - 2Way / Self Locking
- Plug : IEC-C20
- Cable : 3C x 1.5mm², L 2.0m
- On / Off Switch
- Spec. : 19" x 55mm




19" IEC13-08S / PDU

- AC 100~250V-16A
- Outlet : IEC320-C13 / 8Way / Self Locking
- Plug : IEC-C20
- Cable : 3C x .1.5mm², L 2.0m
- On / Off Switch
- Spec. : 19" x 55mm



19" IEC19-06S / PDU

- AC 100~250V-16A
- Outlet : IEC320-C19 / 6Way / Self Locking
- Plug : IEC-C20
- Cable : 3C x 1.5mm², L 2.0m
- On / Off Switch
- Spec. : 19" x 55mm



19" IEC0402S / PDU

- AC 100~250V-16A
- Outlet : IEC320 C13 - 4Way / C19 - 2Way
Self Locking
- Plug : IEC-C20
- Cable : 3C x .1.5mm², L 2.0m
- On / Off Switch
- Spec. : 19" x 55mm



19" DIN06S / PDU

- AC100~250V-16A
- Outlet : DIN / 6Way
- Plug : DIN 49441 / IEC-C20
- Cable : 3C x 1.5mm², L 2.0m
- On / Off Switch
- Spec. : 19" x 55mm

Power Unit Parts**Power Strip**

- AC 250V-16A
- Outlet : DIN 49440
- Plug : DIN 49441
- Cable : 3C x 1.5mm², L 1.5m
- On / Off Switch
- Spec. : 14, 10, 8 Way

**Frame & Door Ground Kit**

- Frame and Door Ground

**Earth Rail**

- Insulated from rack with 2 isolators
- Grounding Capacity : 1H / 300A
2H / 500A
- Spec. : 1H / 19" x W15 x 3T M5 x 12P
2H / 19" x W40 x 3T M5 x 15P

Panel Parts




Blank Panel

- For finishing touches after installing equipment
- Material : SPC 1.0T
- Spec. : 1U, 2U, 3U, 4U, 5U
- Color : Black




Blank Panel - OT

- For finishing touches after installing equipment / One-touch attachment or detachment without any tools
- Material : PS
- Spec. : 1U
- Color : Black




LED Monitor Panel

- For LED Monitor installation
- Material : SPC 1.0T
- Spec. :
- Color : Black



Blank Panel - Vent

- For finishing touches after installing equipment
- Material : SPC 1.0T
- Spec. : 1U, 2U, 3U
- Color : Black



Bottom Panel


- For blocking inflow of air from the bottom of a rack
- Spec. : SPC 1.0T
- Color : Black



110 Block Panel


- For 110 Block Installation
- Material : SPC 1.0T
- Spec. : 2U, 4U
- Color : Black

Shelf Parts



Shelf - Standard

- Equipment installation shelves, front side to be bolted and rear side to be mounted
- Material : SPC 1.0T
- Allowable load : 70kg
- Spec. : 19" x 1U
- Color : Black



Shelf – For heavy load

- Equipment installation shelves, front side to be bolted and rear side to be mounted
- Material : SPC 1.6T
- Allowable load : 100kg
- Spec. : 19" x 1U
- Color : Black



Shelf – For light load

- Equipment installation shelves, front side to be bolted
- Allowable load : 30kg
- Spec. : 19" x 2U, 1U
- Color : Black, Ivory



Guide Angle

- For supporting heavy load equipment, easy to attach and detach
- Allowable load : 50kg
- Material : SPC 2.0T
- Spec. : 1U



Keyboard Shelf

- All-in-one compact keyboard included with slide feature
- Material : SPC 1.0T
- Spec. : 19" x 1U
- Color : Black
- **(Mouse not included)**



Slide Shelf


- Used as a table for Equipment and others
- Allowable load : 50kg
- Spec. : 19" x 1U
- Color : Black



Slide Drawer


- Used to store parts or for any other versatile usage
- Allowable load : 50kg
- Spec. : 19" x 2U, 3U
- Color : Black

Cabling Parts



Cable Bar - Rear

- For rack rear cable arrangement
- Material : AL
- Spec. : 19"
- Color : Silver



Base Cable Hole Cover

- For blocking the inflow of external air
- Material : ABS
- Spec. : W143 x D174mm / 3pcs
- Color : Black



Brush Panel

- For cable arrangement
- Material : SPC 1.0T
- Spec. : 19" x 1U
- Color : Black



Ring Run Panel

- For cable arrangement
- Material : SPC 1.0T+ABS
- Spec. : 19" x 1U, 2U
- Color : Black



Cable Bar - Side

- For cable arrangement
- Material : AL
- Spec. :
- Color : Silver



Base Cable Hole Brush

- For blocking the inflow of external air
- Spec. : W430 x D174mm
- Color : Black



O - Panel


- For cable arrangement
- Material : SPC 1.0T
- Spec. : 19" x 1U
- Color : Black



Ring Run Panel + Cover

- For cable arrangement
- Material : SPC 1.0T+ABS
- Spec. : 19" x 1U, 2U
- Color : Black

■ Cabling Parts



VCM Kit / LR100

- For cable arrangement
- Material : ABS
- Spec. :
- Color : Black



Fiber Spool

- For cable arrangement
- Material : PC
- Spec. :
- Color : Black



Ring Run Bracket

- For cable arrangement
- Material : PC
- Spec. : 1U, 2U
- Color : Black



Wire Cable Bar

- For cable arrangement
- Material : SPC
- Spec. : 19"
- Color :




PVC Duct

- For cable arrangement
- Material : PVC
- Spec. : 40 x 40, 60 x 60mm
- Color :



Velcro Tie kit

- For cable arrangement
- Spec. : L 200 / 50pcs.
- Color : Black



Cable Hole Cover

- For cable arrangement
- Material : ABS
- Spec. : W145 x L185mm
- Color : Black

■ Cooling Unit Parts



Smart 6 Fan Unit

- On/Off, 3Mode function by set temperature
Inside temperature display and high temperature alarm function
Mounted on the upper rear part of a rack
- Input Power : AC 100~220V
- Fan Spec. : 120 x 120mm / 6Fan
- Color : Black



Smart Fan Unit

- On/Off, 3Mode function by set temperature
Inside temperature display and high temperature alarm function
Mounted on the upper rear part of a rack
- Input Power : AC 100~220V
- Fan Spec. : 120 x 120mm / 3Fan, 2Fan, 1Fan
- Color : Black



Fan Unit

- Mounted on the upper rear part of a rack
- Input Power : AC 100~220V
- On/Off Switch
- Fan Spec. : 120 x 120mm
3Fan, 2Fan, 1Fan
- Color : Black



Air Filter

- For blocking the inflow of dust into a rack
- Spec. : 120Fan / 172Fan
- Color : Black



Indoor Smart Fan Unit – P905

- On/Off, 3Mode function by set temperature
High temperature alarm function
Mounted on the upper rear part of a rack
- Input Power : AC 100~220V
- Fan Spec. : 172mm / 4Fan, 2Fan, 1Fan



Indoor Fan Unit – P905

- Mounted on the upper rear part of a rack
- Input Power : AC 100~220V
- On/Off Switch
- Fan Spec. : 172mm / 4Fan, 2Fan, 1Fan



Outdoor Smart Fan Unit – P905

- On/Off, 3Mode function by set temperature
High temperature alarm function
Mounted on the upper rear part of a rack
- Input Power : AC 100~220V
- Fan Spec. : 172mm / 2Fan



Outdoor Fan Unit – P905

- Mounted on the upper rear part of a rack
- Input Power : AC 100~220V
- On/Off Switch
- Fan Spec. : 172mm / 2Fan

■ Cooling Unit Parts



Air Conditioner

- On/Off, 3Mode function by set temperature
 Inside temperature display and high temperature alarm function
- Input Power : AC 100~220V
- Cooling Capacity : 1000W / 1500W

Locking Parts



Dial Key

- Security features
- Assigning user password based on numeric array
- Master key
- Color : Black



Swing Handle Key

- Applicable model : Standard Rack 1Door
- Master key
- Color : Silver



Seismic-proof Multipoint Key

- Applicable model : Seismic-proof Rack
- 4~6 Point locking device
- Master key
- Color : Black



Side Lock Key

- Security features : attached to the side panel of a rack
- Master key
- Color : Silver



Individual Swing Handle Key

- Security features
- Individual key / Master key - Management
- Color : Silver / Black



Wing Knob Key

- Applicable model : Standard Rack 1Door
- Master key
- Color : Silver



Swing Handle 2P Key

- Applicable model : Standard Rack 2Door
- Master key
- Color : Silver



Slide Latch

- Color : Black

Other Parts



Plinth – Seismic-proof / Access Floor

- For installation of a seismic-proof rack on double floors of a MEP room.
- Material : Steel 6.0T, 4.0T
- Spec. : H600~200 ±30mm Micro adjustment function
- Color : Black



Plinth – Standard

- For supporting the bottom of a rack
Rear bottom cable hole / Optional
- Material : Steel 2.0T
- Spec. : H200, H150, H100, H50
- Color : Black




Mobile Rack

- For system installation, repair and maintenance
- 19" PDU
- Spec. : H1600 x D700 x W600
- Color : Black



Auto Casters – M

- Integral function of mobilizing and leveling
- Allowable load : 200kg/1, 800kg/4
- Size : H70mm



Plinth – Seismic-proof / Standard

- For installation of a seismic-proof rack
- Material : Steel 4.0T
- Spec. : H400~200 ±30mm Micro adjustment function
- Color : Black




Insulation Panel Kit

- For insulating a rack and plinth / 2 pcs
- Insulation busing and M12 Bolt / 4 pcs
- Spec. : W600, W700, W800
- Color :



Auto Casters – H

- Mobilizing and leveling function for heavy load
- Allowable load : 250kg/1, 1000kg/4
- Size : H80mm, H100mm



Rack Caster Cover

- Used as air block when using rack caster
- Easy attachment and detachment
- Size : W600 x H70mm
- Color : Black

Other Parts



LED Lamp

- For lighting inside a rack
- Spec. : AC220V-10W
19" x 1U
- On/Off Switch
- Color : Black



Eye Bolt

- Allowable load : 1000kg
- Material : Steel, SUS
- Spec. : M12
- Color : Silver




Cage Nut

- Spec. : M5
- Color : Silver
- Amount : 100 pcs / 1pack



Rack Heater – P905

- For maintaining set temperature inside a rack at low temperatures in winter
- AC220V-300W
- PTC Heater included to prevent fire
- Operating temperature setting needed



Rack Connection Bracket – P707

- For connecting racks; to be mounted to the top part of a rack
- Material : SPC 2.0T / 2 pcs
- Color : Black



Equipment Mounting Bolt

- Spec. : M5 x 12 mm
- Color : Silver
- Amount : 100 pcs / 1pack



1. Smart RACK

- RACK comes with a complimentary 2-year warranty period from the date of purchase.
-

2. Smart PDU

- RACK PDU has an error range of $\pm 3\%$ for voltage, current and temperature measurements and an error range of $\pm 5\%$ for humidity measurements. (Not recommended for precision measurement purposes)
 - Operating RACK PDU beyond its rated load can pose a danger such as a fire hazard due to overload. The recommended safety load is 2/3 of the rated load, and when using redundancy, it is 1/3 of the rated load.
 - When operating in enclosed areas or locations with multiple RACKs installed, ensure that the ambient temperature of RACK PDU does not exceed the safe operating temperature range of PDU, $-5\sim 40\text{ }^{\circ}\text{C}$.
 - Do not operate PDU without PDU cover in place.
 - Avoid working in hazardous situations or working alone when dealing with PDU.
 - PDU comes with a complimentary 2-year warranty period from the date of purchase.
-

3. Smart Containment

- Containment comes with a complimentary 2-year warranty period from the date of purchase.
-

4. Other Products

- Other Products come with a complimentary 2-year warranty period from the date of purchase.



Innovative Technologies and Passion
– The Philosophy of POS

Thank you



www.pos-rack.com